



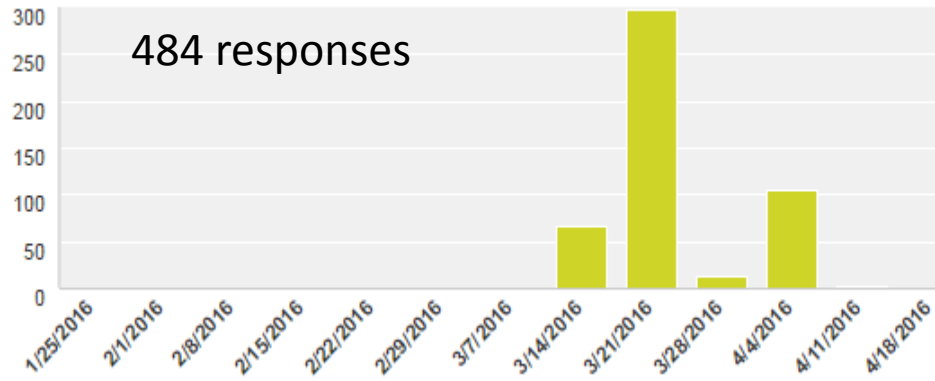
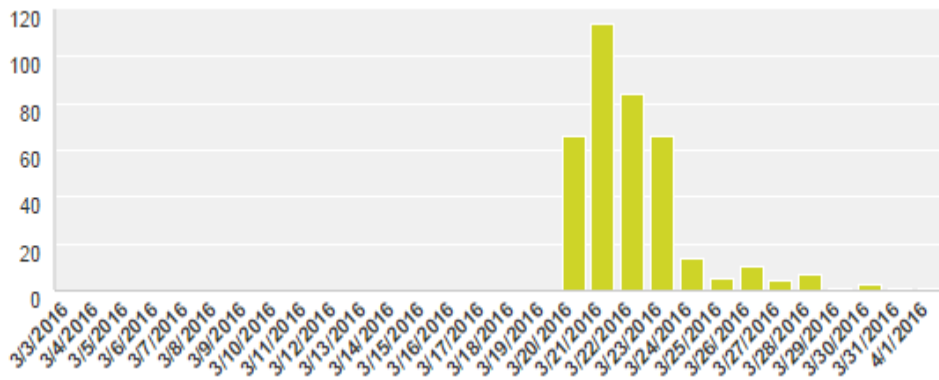
# Northern Virginia Wrestling Federation

## Season 2015-16 Family Survey Summaries

April 5, 2016

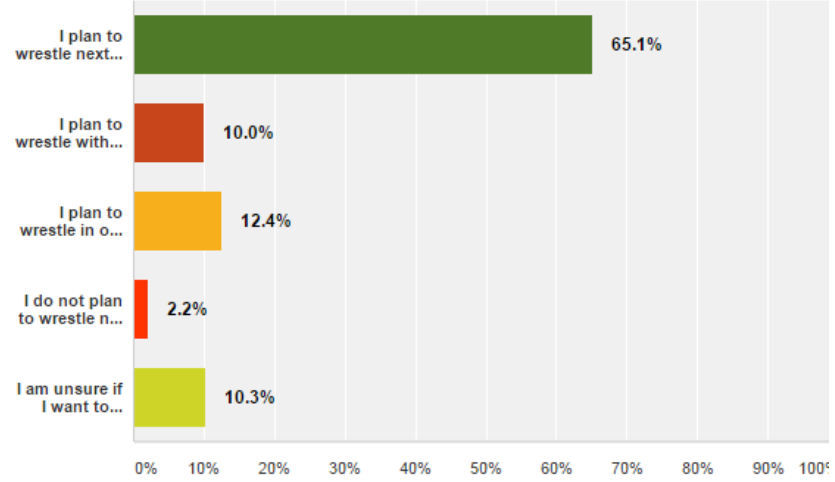
Bill Marck

[bmarckwrestling@gmail.com](mailto:bmarckwrestling@gmail.com)



**What are your future wrestling plans? Pick one answer.**

Answered: 370 Skipped: 6

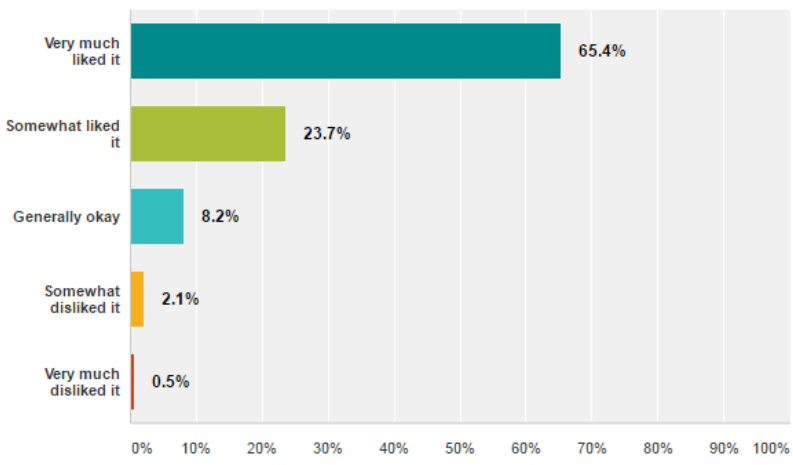


| Answer Choices   | Responses  |
|--|------------|
| I plan to wrestle next year with NVWF  | 65.1% 241  |
| I plan to wrestle with a different program other than NVWF                     | 10.0% 37   |
| I plan to wrestle in open tournaments and/or other leagues in addition to NVWF | 12.4% 46   |
| I do not plan to wrestle next year   | 2.2% 8     |
| I am unsure if I want to wrestle next year                                     | 10.3% 38   |
| <b>Total</b>   | <b>370</b> |

Comments (56)

**How did your child like the sport of wrestling this year? Pick one answer.**

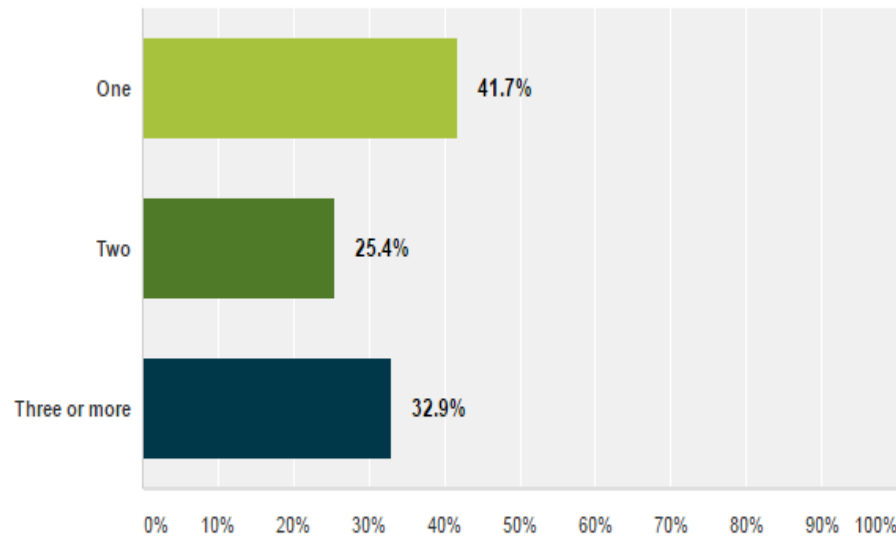
Answered: 376 Skipped: 0



| Answer Choices        | Responses  |
|-----------------------|------------|
| Very much liked it    | 65.4% 246  |
| Somewhat liked it     | 23.7% 89   |
| Generally okay        | 8.2% 31    |
| Somewhat disliked it  | 2.1% 8     |
| Very much disliked it | 0.5% 2     |
| <b>Total</b>          | <b>376</b> |

Including this year, how many years has your child been wrestling, regardless of where you previously lived or the organization you joined? Pick one answer.

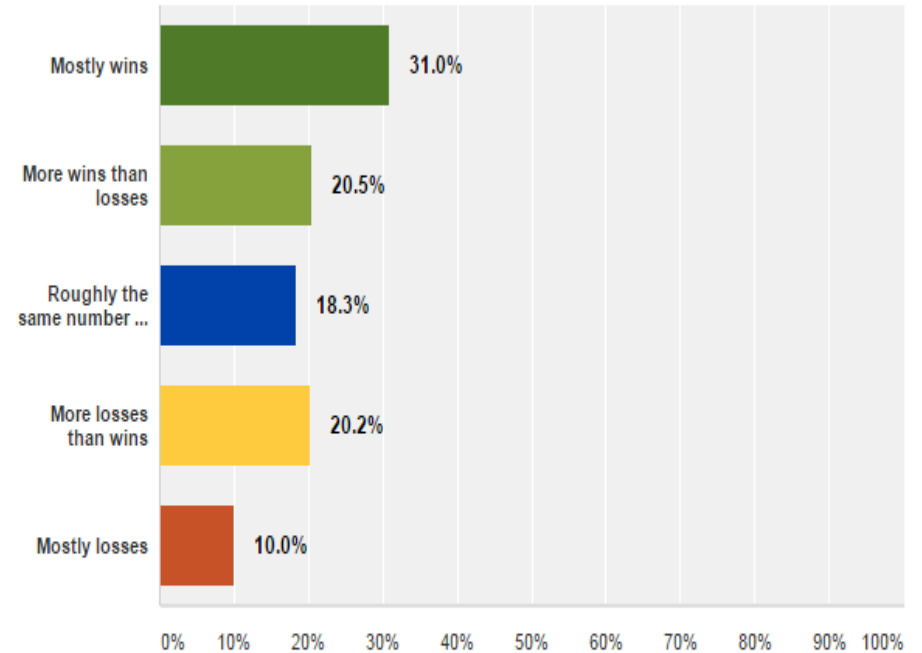
Answered: 374 Skipped: 2



| Answer Choices | Responses |
|----------------|-----------|
| One            | 41.7% 156 |
| Two            | 25.4% 95  |
| Three or more  | 32.9% 123 |
| Total          | 374       |

How would you describe your wrestling experience this year during competitions in terms of your win-loss record? Select the most appropriate description as best as you can.

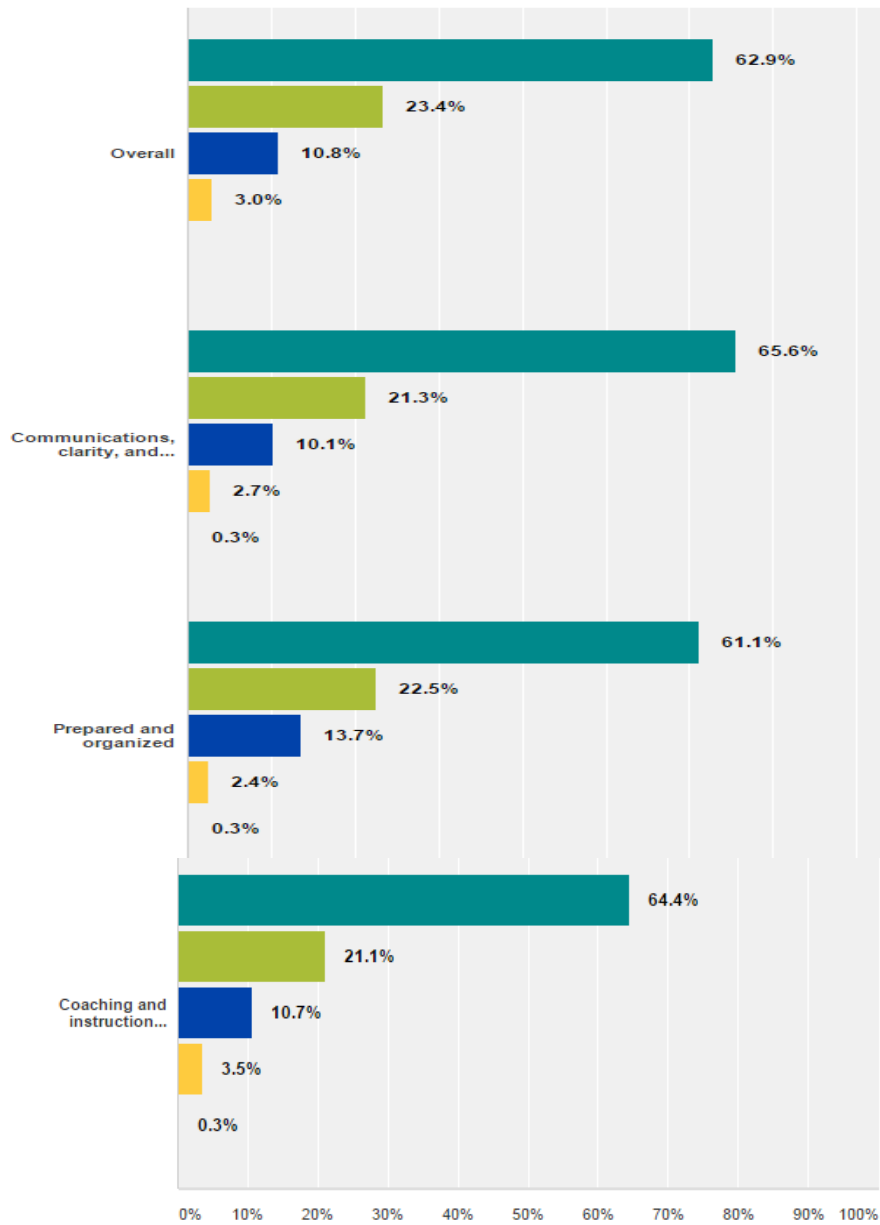
Answered: 371 Skipped: 5



| Answer Choices                             | Responses |
|--|-----------|
| Mostly wins                                | 31.0% 115 |
| More wins than losses                      | 20.5% 76  |
| Roughly the same number of wins and losses | 18.3% 68  |
| More losses than wins                      | 20.2% 75  |
| Mostly losses                              | 10.0% 37  |
| Total                                      | 371       |

# How would you rate the quality of your own club?

Answered: 375 Skipped: 1



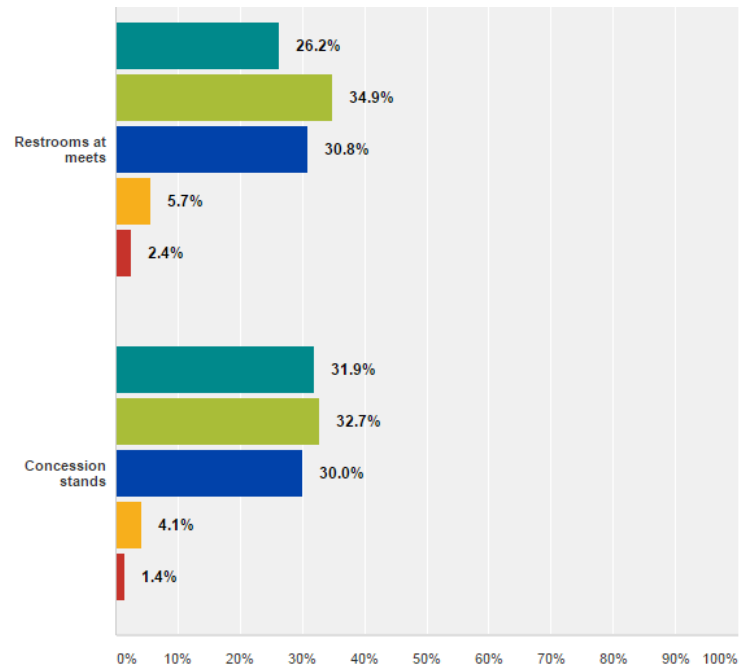
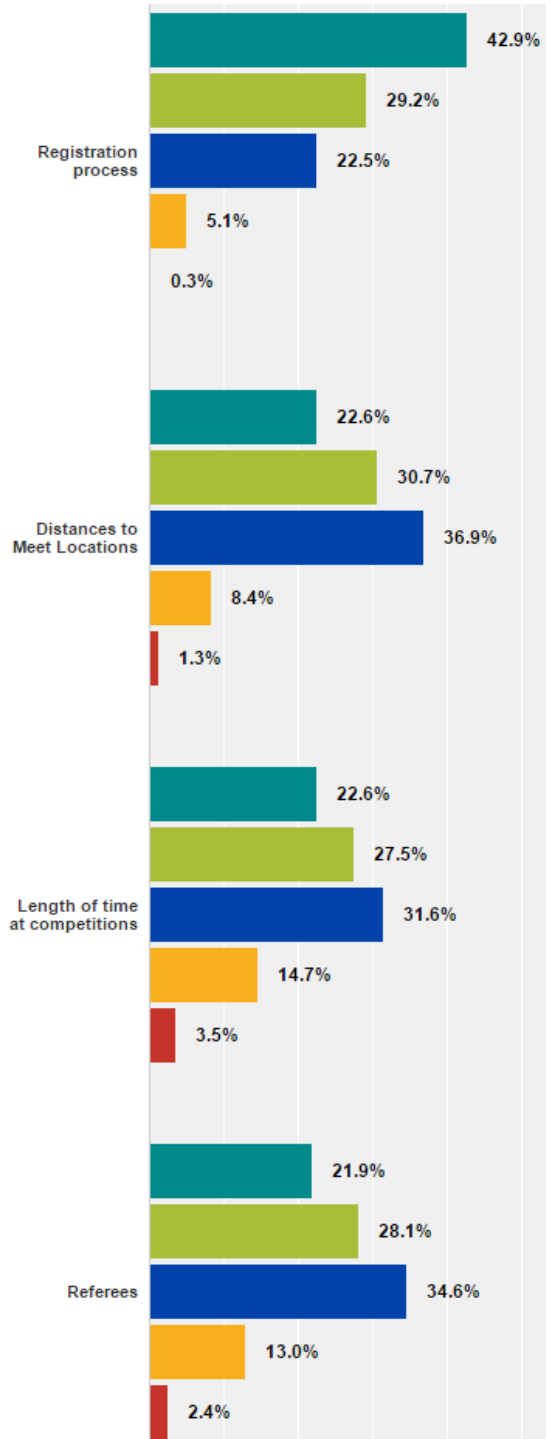
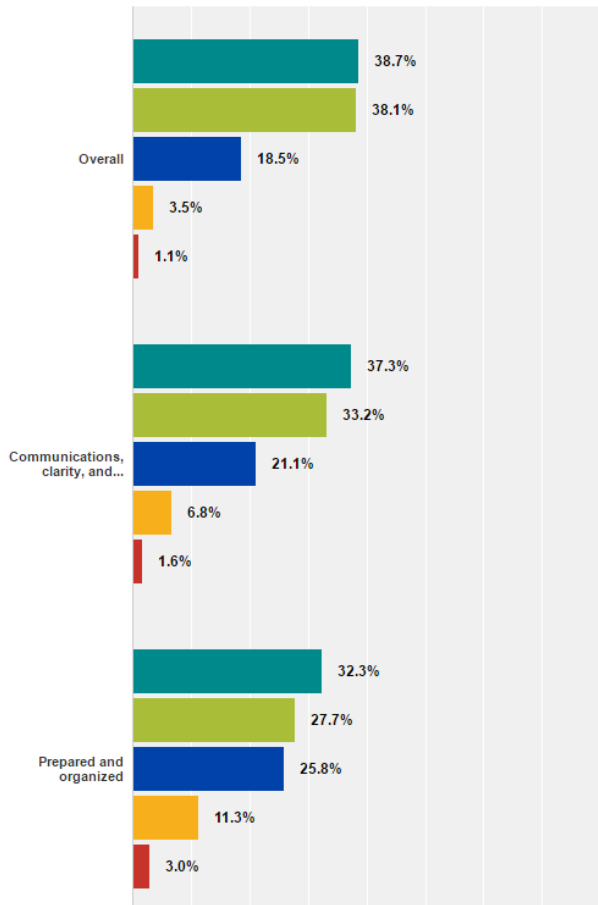
■ Very good 
 ■ Better than average 
 ■ Average 
 ■ Needs improvement 
 ■ Needs significant improvement

|   | Very good    | Better than average | Average     | Needs improvement | Needs significant improvement | Total |
|---|--------------|---------------------|-------------|-------------------|-------------------------------|-------|
| Overall                                     | 62.9%<br>234 | 23.4%<br>87         | 10.8%<br>40 | 3.0%<br>11        | 0.0%<br>0                     | 372   |
| Communications, clarity, and responsiveness | 65.6%<br>246 | 21.3%<br>80         | 10.1%<br>38 | 2.7%<br>10        | 0.3%<br>1                     | 375   |
| Prepared and organized                      | 61.1%<br>228 | 22.5%<br>84         | 13.7%<br>51 | 2.4%<br>9         | 0.3%<br>1                     | 373   |
| Coaching and instruction quality            | 64.4%<br>241 | 21.1%<br>79         | 10.7%<br>40 | 3.5%<br>13        | 0.3%<br>1                     | 374   |

Comments (127)

# How would you describe the quality of the NVWF program?

Answered: 373 Skipped: 3



■ Very good or outstanding
 ■ Better than average
 ■ Standard or average
 ■ Needs improvement
 ■ Needs significant improvement

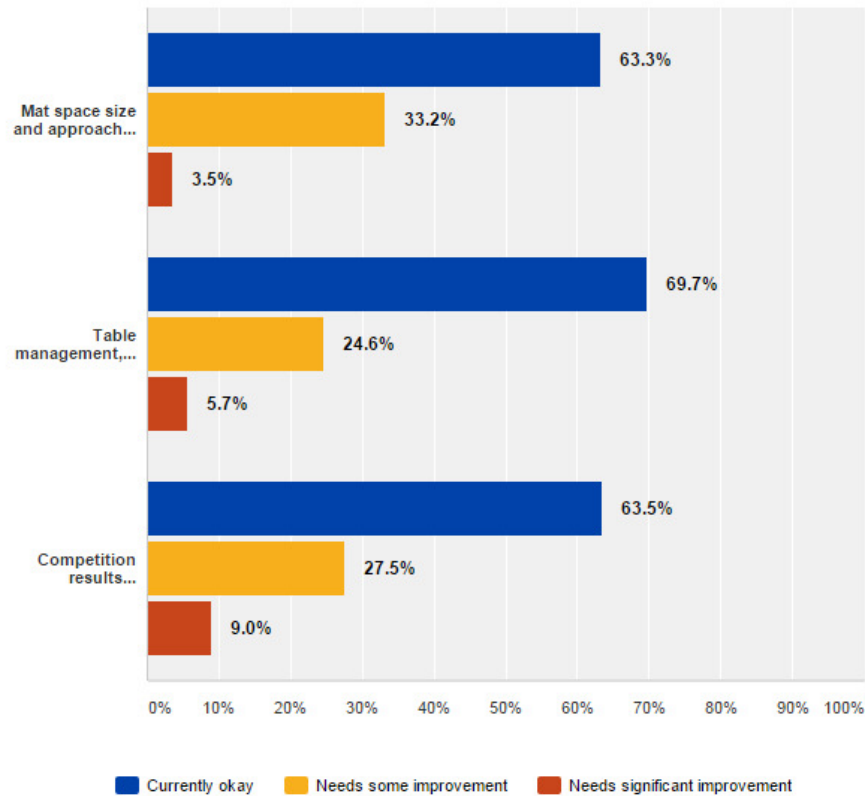
|   | Very good or outstanding (1) | Better than average (2) | Standard or average (3) | Needs improvement (4) | Needs significant improvement (5) | Total | Weighted Average |
|---|------------------------------|-------------------------|-------------------------|-----------------------|-----------------------------------|-------|------------------|
| Overall                                     | 38.7%<br>142                 | 38.1%<br>140            | 18.5%<br>68             | 3.5%<br>13            | 1.1%<br>4                         | 367   | 4.10             |
| Communications, clarity, and responsiveness | 37.3%<br>138                 | 33.2%<br>123            | 21.1%<br>78             | 6.8%<br>25            | 1.6%<br>6                         | 370   | 3.98             |
| Prepared and organized                      | 32.3%<br>120                 | 27.7%<br>103            | 25.8%<br>96             | 11.3%<br>42           | 3.0%<br>11                        | 372   | 3.75             |
| Registration process                        | 42.9%<br>160                 | 29.2%<br>109            | 22.5%<br>84             | 5.1%<br>19            | 0.3%<br>1                         | 373   | 4.09             |
| Distances to Meet Locations                 | 22.6%<br>84                  | 30.7%<br>114            | 36.9%<br>137            | 8.4%<br>31            | 1.3%<br>5                         | 371   | 3.65             |
| Length of time at competitions              | 22.6%<br>83                  | 27.5%<br>101            | 31.6%<br>116            | 14.7%<br>54           | 3.5%<br>13                        | 367   | 3.51             |
| Referees                                    | 21.9%<br>81                  | 28.1%<br>104            | 34.6%<br>128            | 13.0%<br>48           | 2.4%<br>9                         | 370   | 3.54             |
| Restrooms at meets                          | 26.2%<br>97                  | 34.9%<br>129            | 30.8%<br>114            | 5.7%<br>21            | 2.4%<br>9                         | 370   | 3.77             |
| Concession stands                           | 31.9%<br>117                 | 32.7%<br>120            | 30.0%<br>110            | 4.1%<br>15            | 1.4%<br>5                         | 367   | 3.90             |

[Comments \(73\)](#)

| Basic Statistics <span style="float: right;">?</span> |         |         |        |      |                    |
|---|---------|---------|--------|------|--------------------|
|   | Minimum | Maximum | Median | Mean | Standard Deviation |
| Overall   | 1.00    | 5.00    | 2.00   | 1.90 | 0.90               |
| Communications, clarity, and responsiveness           | 1.00    | 5.00    | 2.00   | 2.02 | 1.00               |
| Prepared and organized                                | 1.00    | 5.00    | 2.00   | 2.25 | 1.11               |
| Registration process                                  | 1.00    | 5.00    | 2.00   | 1.91 | 0.93               |
| Distances to Meet Locations                           | 1.00    | 5.00    | 2.00   | 2.35 | 0.96               |
| Length of time at competitions                        | 1.00    | 5.00    | 2.00   | 2.49 | 1.10               |
| Referees  | 1.00    | 5.00    | 2.50   | 2.46 | 1.04               |
| Restrooms at meets                                    | 1.00    | 5.00    | 2.00   | 2.23 | 0.98               |
| Concession stands                                     | 1.00    | 5.00    | 2.00   | 2.10 | 0.95               |

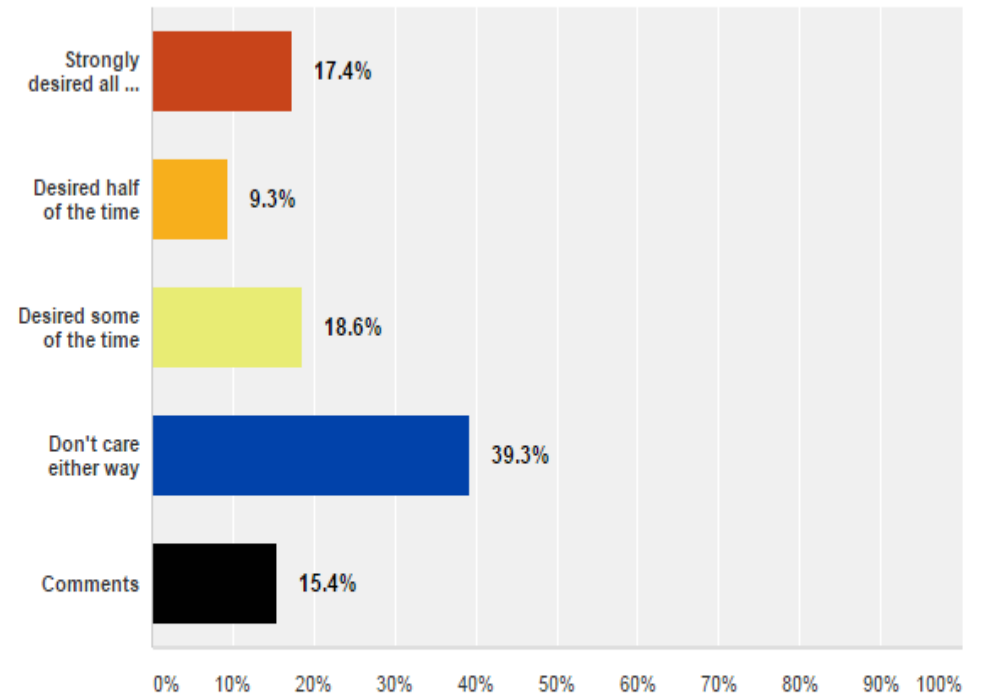
## Evaluate the format used to run NVWF tournaments

Answered: 371 Skipped: 5



## For those who have two or more years of experience, describe how you feel about the need to wrestle on a "big mat" using an actual competition size circle.

Answered: 247 Skipped: 129



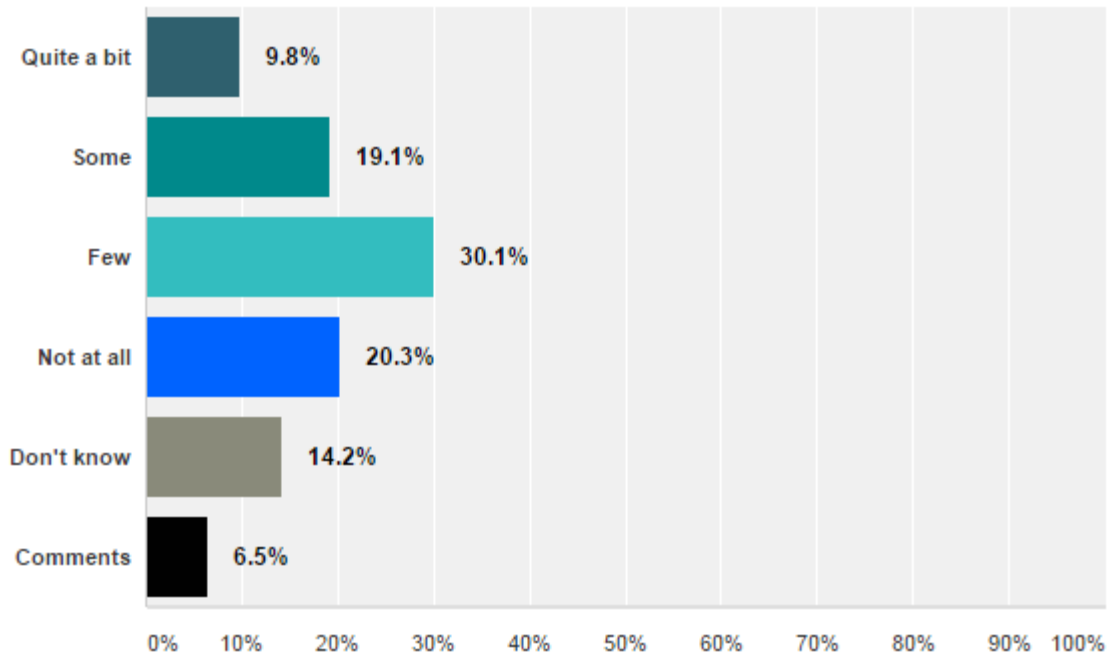
|   | Currently okay | Needs some improvement | Needs significant improvement | Total | Weighted Average |
|---|----------------|------------------------|-------------------------------|-------|------------------|
| Mat space size and approach for competition       | 63.3%<br>235   | 33.2%<br>123           | 3.5%<br>13                    | 371   | 1.40             |
| Table management, bout sheets, and process        | 69.7%<br>258   | 24.6%<br>91            | 5.7%<br>21                    | 370   | 1.36             |
| Competition results availability and distribution | 63.5%<br>233   | 27.5%<br>101           | 9.0%<br>33                    | 367   | 1.46             |

Comments (57)

| Answer Choices                   | Responses                          |
|----------------------------------|------------------------------------|
| Strongly desired all of the time | 17.4% 43                           |
| Desired half of the time         | 9.3% 23                            |
| Desired some of the time         | 18.6% 46                           |
| Don't care either way            | 39.3% 97                           |
| Comments                         | <a href="#">Responses</a> 15.4% 38 |
| <b>Total</b>                     | <b>247</b>                         |

**For those who have two or more years of experience, describe how often you plan to compete in events outside of the NVWF during the regular season.**

Answered: 246 Skipped: 130

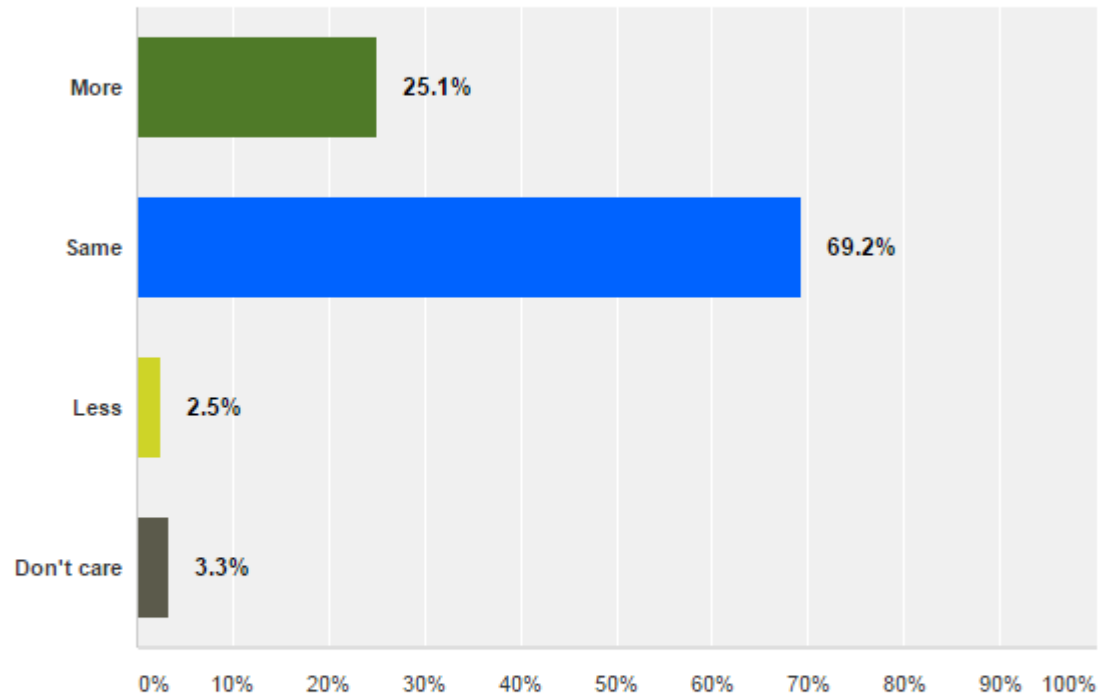


| Answer Choices   | Responses | Count |
|------------------|-----------|-------|
| ▼ Quite a bit    | 9.8%      | 24    |
| ▼ Some           | 19.1%     | 47    |
| ▼ Few            | 30.1%     | 74    |
| ▼ Not at all     | 20.3%     | 50    |
| ▼ Don't know     | 14.2%     | 35    |
| ▼ Comments       | 6.5%      | 16    |
| <b>Responses</b> |           |       |
| Total            |           | 246   |



# How many competition meets should the NVWF arrange during the main season between November and February, for any experience level?

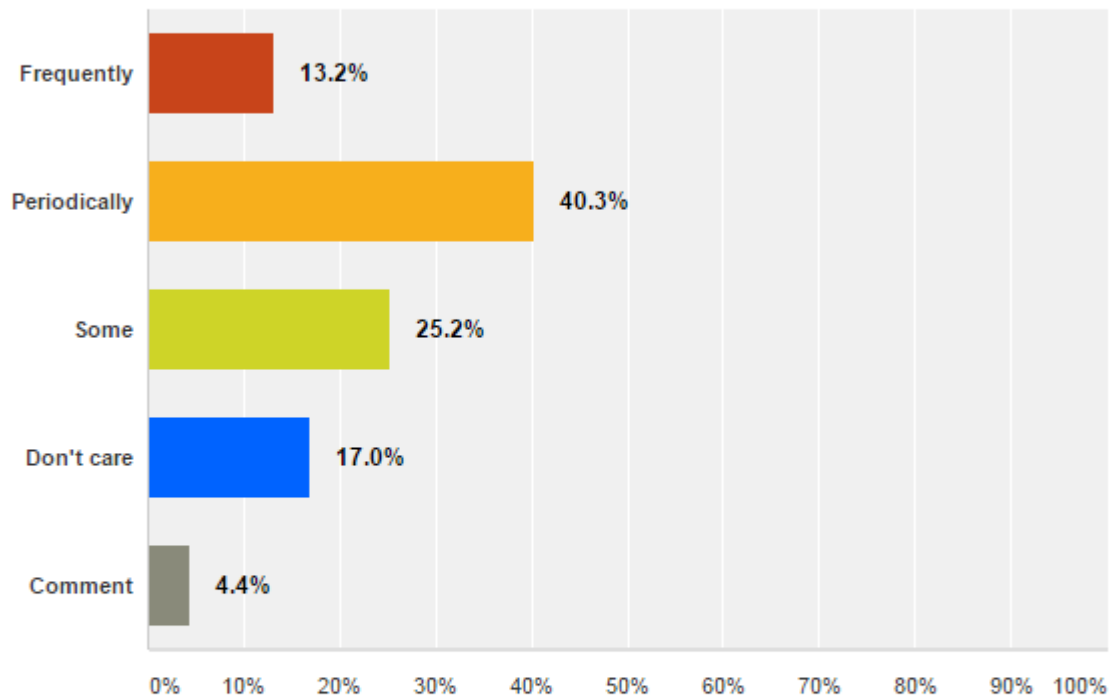
Answered: 367 Skipped: 9



| Answer Choices | Responses |     |
|----------------|-----------|-----|
| More           | 25.1%     | 92  |
| Same           | 69.2%     | 254 |
| Less           | 2.5%      | 9   |
| Don't care     | 3.3%      | 12  |
| Total          |           | 367 |

## How many competition meets should the NVWF arrange during the off season of spring, summer, and fall, for any experience level?

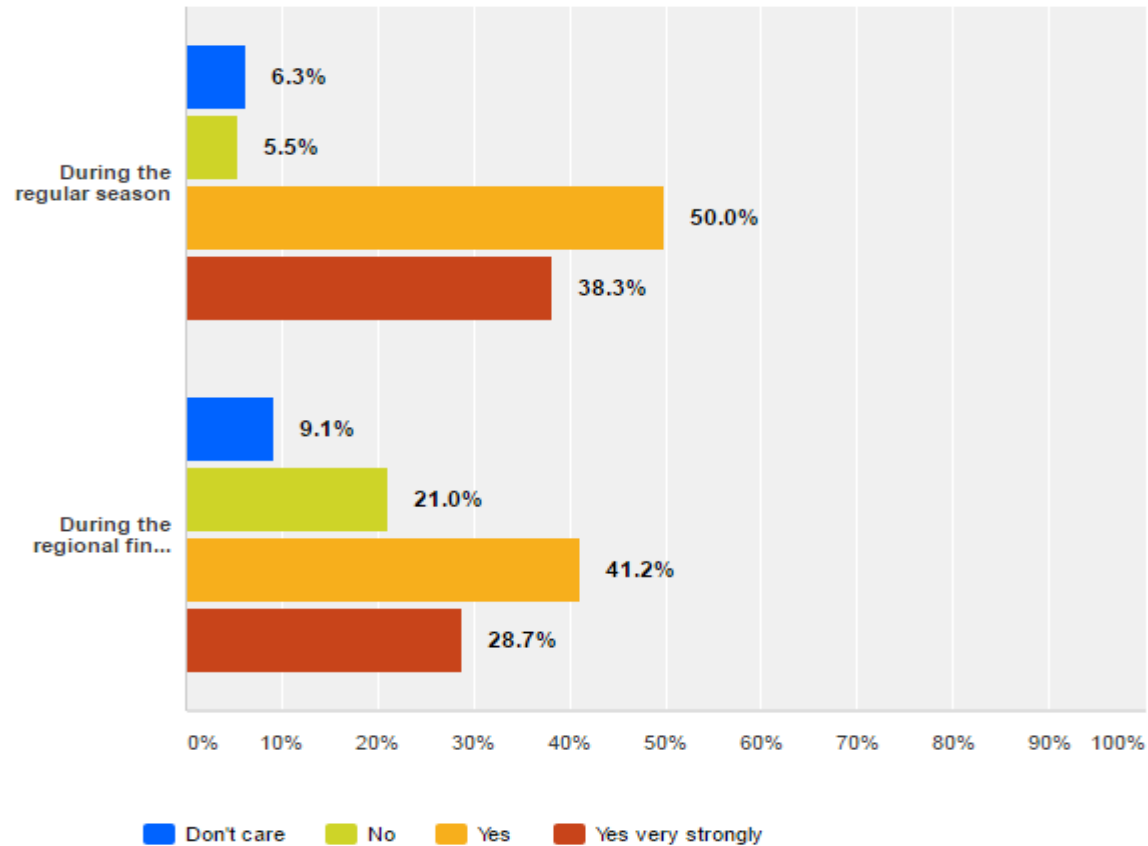
Answered: 365 Skipped: 11



| Answer Choices | Responses |
|----------------|-----------|
| ▼ Frequently   | 13.2% 48  |
| ▼ Periodically | 40.3% 147 |
| ▼ Some         | 25.2% 92  |
| ▼ Don't care   | 17.0% 62  |
| ▼ Comment      | 4.4% 16   |
| Total          | 365       |

## During competitions, should competitors be separated in terms of experience or skill levels

Answered: 369 Skipped: 7



|   | Don't care | No          | Yes          | Yes very strongly | Total | Weighted Average |
|---|------------|-------------|--------------|-------------------|-------|------------------|
| During the regular season                         | 6.3%<br>23 | 5.5%<br>20  | 50.0%<br>183 | 38.3%<br>140      | 366   | 4.73             |
| During the regional finals at the end of February | 9.1%<br>33 | 21.0%<br>76 | 41.2%<br>149 | 28.7%<br>104      | 362   | 4.04             |

# BACKUP MATERIALS