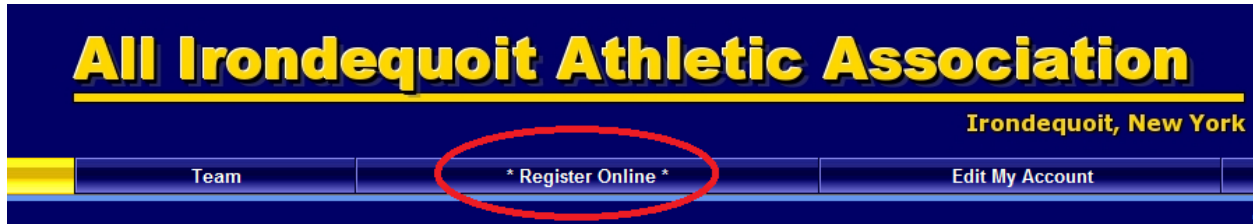


# How to re-register on line

Start by clicking on Register Online.



Click on the “Begin Registration” Button on the bottom of the program that you would like to register for.

### Baseball TBall - Regular Season 2013

For boys who are 5 or 6 years old on April 30, 2013.  
The fundamentals of the game are taught in practices and during regular season games against other t

Tentative Dates: April 11 - June 29, Mondays, Wednesdays, Saturdays  
Time: 6:30PM - 8PM weekdays, Saturdays various

**Base Cost:**   
**Opened:**  **Late date & fee:**    
**Open to:**  **born between:**  **and**   
**Status:** 99 registrations. 11 open positions.

**Begin Registration**

Then click “Continue”

Type in your email and password. If you have forgotten your password, click on “forgot”. The system will send you a reset notification through text and/or email.

## Sign in

Email

Password

[forgot?](#)

Continue

You will see the following screen:

## Register Family Members




in: "Baseball TBall - Regular Season 2013"

### Member(s):


 - Jane Smith  
 - John Smith


### Children:

 Billy Smith



### Instructions:

To register an eligible individual for the **Baseball TBall - Regular Season 2013 program**, click  left of their name and complete registration information .

 = Member does not qualify for the program. Place your mouse over the button to view the cause. Click to edit the member record, if necessary.

Click on the green button to sign up your child.

Fill out the required fields.

Once this is complete you will see a page that summarizes your registration. If you have more children that you need to register, scroll down to the bottom of this page and you will see a small orange button that will bring you back to the registration screen.

Repeat the above steps.