



2019 Planning

Bolton Youth Baseball & Softball



Mission Statement



To promote baseball and softball participation in Bolton by making baseball a fun, community activity. Player development, improvements to the facilities and maintaining the trust of the parents and community are vital outcomes.



Our Values

Having Fun

Building Relationships

Teaching Fundamentals

Volunteerism

Community Support

Sustainability

Growing the Sport



How we are organized




Pete Rogers
President & Mac
League



Kevin Zina
VP,
Secretary/Scheduling




Jeff Takle
Treasurer



Matt Beyranevand
Softball and Public
Relations



Mike Hughes
Field Director



Chris Soucie
Coach and Clinics,
Pictures & Uniforms



Vince LaRosa
Sponsorship
Coordinator



Jason Melillo
Safety Coordinator



Mike Horesh
Equipment Manager



Chris Siano
WEBSITE/COMPUTER
CONTACT




Kristen Zina
Opening Day
Coordinator



Tonya Melillo
Opening Day
Coordinator



Joanna Rogers
Snack Shack
Coordinator



Mike Gorr
Player Agent



Andy Roberts
T-Ball



Randy McLaughlin
Rookie

OPEN
Asst. Field Director

OPEN
ASST. SOFTBALL
DIRECTOR

OPEN
UMPIRE-IN-CHIEF

Structure of the league - Baseball



T-Ball

Ages 4-6*

Games 6-8

Practices 1 per week

3-4 Innings per game

The primary goal is to begin to instruct young players in the fundamentals of baseball in a supportive team environment. Games and practices should be fun and grow interest in the sport of baseball.

Rookie

Ages 6-8*

Games 8-10

Practices 1 per week

Tryouts optional

4 Innings per game

Rookie 1 is coach pitch, players will continue to work on the fundamentals of throwing, fielding, and hitting while learning a team concept.

Rookie 2 baseball is designed for players who have played Rookie 1 (coach-pitch) in a previous season. Players will continue to work on the fundamentals of throwing, fielding, and hitting while learning a team concept. The four inning games are some combination of machine pitching and kid pitching.

Teams likely play in town and also travel for an away game each week.

Minors

Ages 8-10*

Games 10 – 12, plus playoffs and all star game

Practices 1 per week

Tryouts required

6 Innings per game

Recommended for ballplayers ages 8-10. Players build and refine their fundamental skills while beginning to understand game strategy and teamwork. There are limits on stealing and runs per game to keep the games close.

Teams play in the Mac League

Majors

Ages 9-12*

Games 12 – 14, plus playoffs and all star game

Practices 1 per week

Tryouts required

6 Innings per game

Majors 60' has all the same rules as minors but at a higher level of competition. It also removes the limits on stealing and runs per inning.

Majors 70 is unique to Cal Ripken baseball. It moves the bases path back to 70' and the pitching mound to 46' to get kids ready to play on the 90'diamond.

Teams play in the Mac League

*Ages are based on Babe Ruth Age chart, see appendix

Structure of the league - Softball



T-Ball

Ages 4-6*

Games 6-8

Practices 1 per week

3-4 Innings per game

The primary goal is to begin to instruct young players in the fundamentals of baseball in a supportive team environment. Games and practices should be fun and grow interest in the sport of baseball.

Farm

1st & 2nd grade

Games 6-8

Usually 1 practice & 1 game per week

4-5 Innings per game

This coach pitch league teaches the fundamentals of softball in a relaxed environment with keeping score.

Players should ideally played a year of T-ball prior to the Farm league.

Teams play in town and also travel to away games.

Minors

3rd & 4th grade

Games 8-10 plus playoffs.

Usually 3 events per week (games and practices)

5-6 Innings per game

This player pitch league follows traditional softball rules and expands the number of towns in the league. Score is kept and outs are recorded.

Teams play in the Mac League

Majors

5th & 6th Grade

Games 8-12, plus playoffs

Usually 3 events per week (games and practices)

6 Innings per game

Majors has all the same rules as minors but at a higher level of competition. It also removes the limits on stealing and runs per inning.

Teams play in the Mac League

Mac League



- Affiliated with Cal Ripken baseball, not Little League. Part of the Babe Ruth baseball.
- 9 towns from Central Massachusetts
- Majors and Minors play all their games as part of this league, Bolton also partners with Littleton, Harvard and Ayer at the Rookie level.
- www.leaguelineup.com/macintosh



Communications and outreach



- 2-3 times a year email from the president
 - Start the season
 - Wrap-up the season, survey to parents
 - Annual meeting invitation
 - Kick off the year
- Constant posts to Social Media
 - Success kids are having
 - Highlighting our major sponsors
- 2-3 e-mails to sponsors
- Winter social for kids coming into T-Ball to introduce them to BYB
- Clinics to develop ongoing skill development (i.e. hitting, pitching, catching)

2019 Calendar



Coach Training, TBD
 Coach Meeting, TBD

Organizational Goals, 2018



League

- Grow participation by 10% ✓
- Find 5 new coaches
- Conduct training for new coaches ✓
- Development of pitchers
- 2 tournament teams ✓
- Host a tournament, either 11U or 10U ✓
- Add a hitting tunnel to the IL field

Administrative

- Replace key board members
- 3 new board members
- Communication plan
- Develop long term field plan
- 50 Facebook posts

Sponsorship and Financial

- 5K positive cash flow ✓
- Add 10 new sponsors ✓
- Golf Tournament ✓



Organizational Goals, 2019



League

- Grow participation by 5%
- Find 5 new coaches
- Conduct training for new coaches
- Development of pitchers
- 2 tournament teams
- Host a tournament, either 11U or 10U
- Upgrade the hitting Tunnel
- Add Bullpen

Administrative

- Replace key board members
- Detailed light plan
- 50 Facebook posts

Sponsorship and Financial

- 20K positive cash flow
- Add 5 new sponsors
- Golf Tournament, exceed 2018 profits



Our Goals, 5 year plan



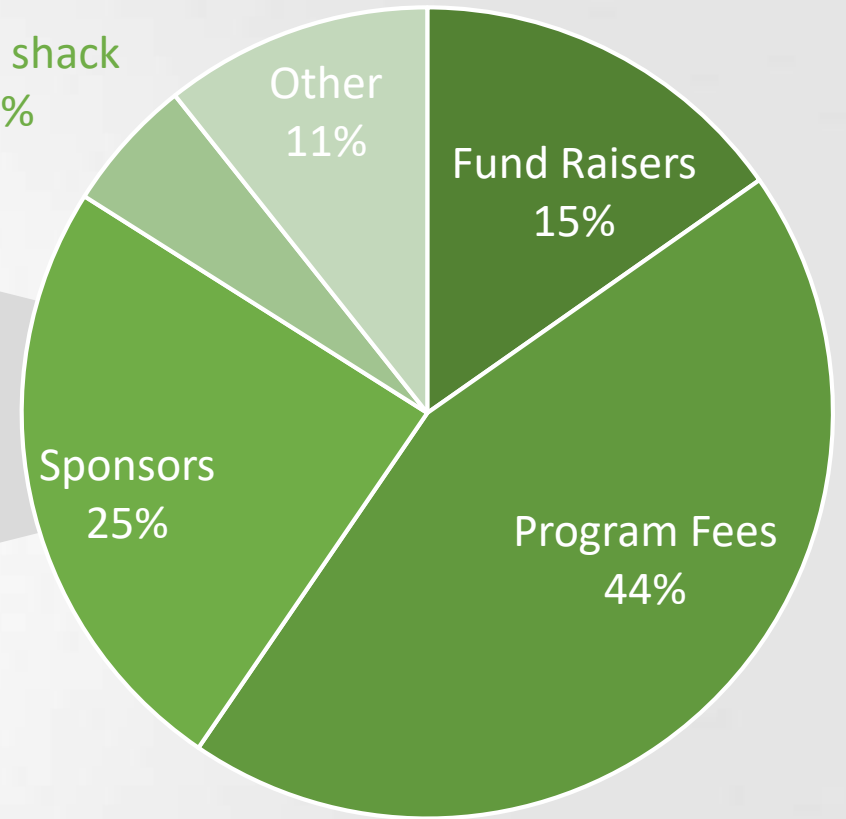
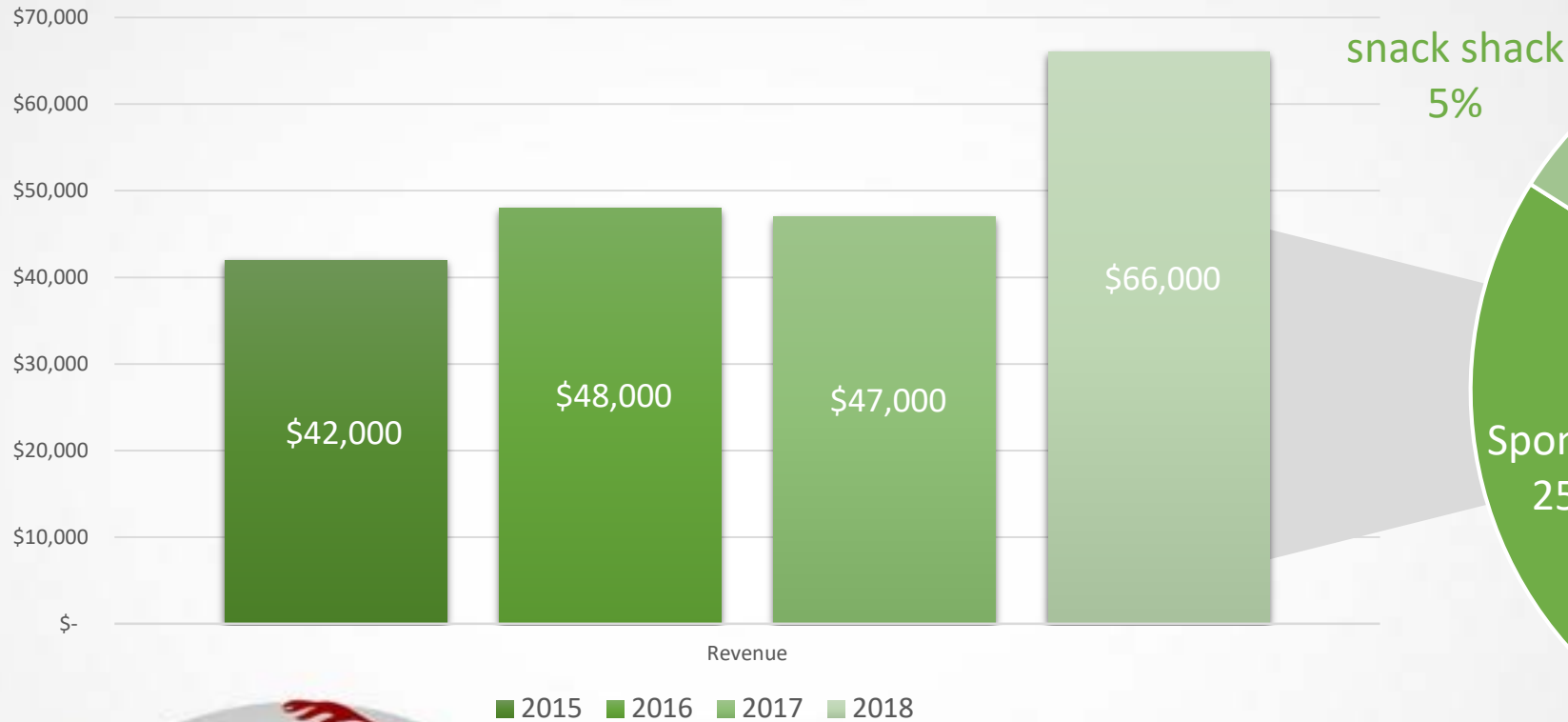
- Lights for the majors field
- Grow participation by 25%
- Field 2 Babe Ruth teams
- Coach development program
- Annual tournament
- Good PA System ✓



Revenue Summary



Revenue Trend



2018 Revenue Breakdown



2018 Financial Summary

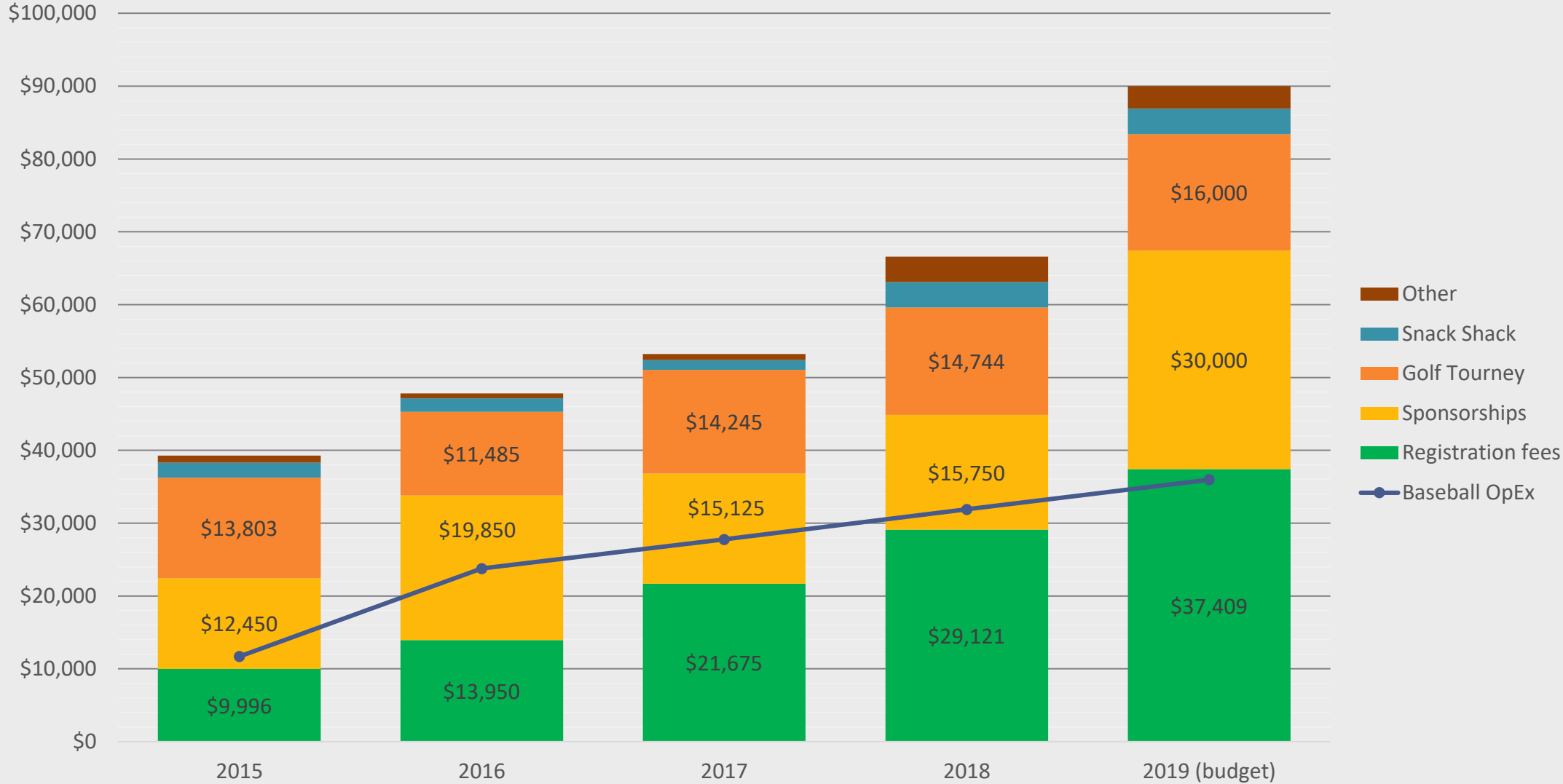


- Reduced overhead, field maintenance, operating expenses
- Increased revenues through Summer and Fall ball
- Net income = \$9,664 (2018) vs. \$68 (2017)
- Debit card(s) to simplify purchasing
- Transitioned from “paper” to “electronic” books, bills, payments
- Established \$17,000 savings account for Lighting Project
- Best year on record (says guy cooking books)

Financial Summary



Revenue by Category, 2015- 2019



Field Improvements



60K spend over the past 4 years*

10K spend on lawn care, ~ 3.5K per year

9K spent on misc. improvements including tarps, bases, materials, sound system

36K spend on capital improvements

Capital Projects

- Complete resurface of the IL field (2017) and majors field (2015)
- Dugout roofs for IL field
- Refresh of the majors field (2017), including rebuilding the mound and plate area
- Re-grading the IL dugout and tunnel floors
- Painted dugouts
- Built a diamond for the tee ball field



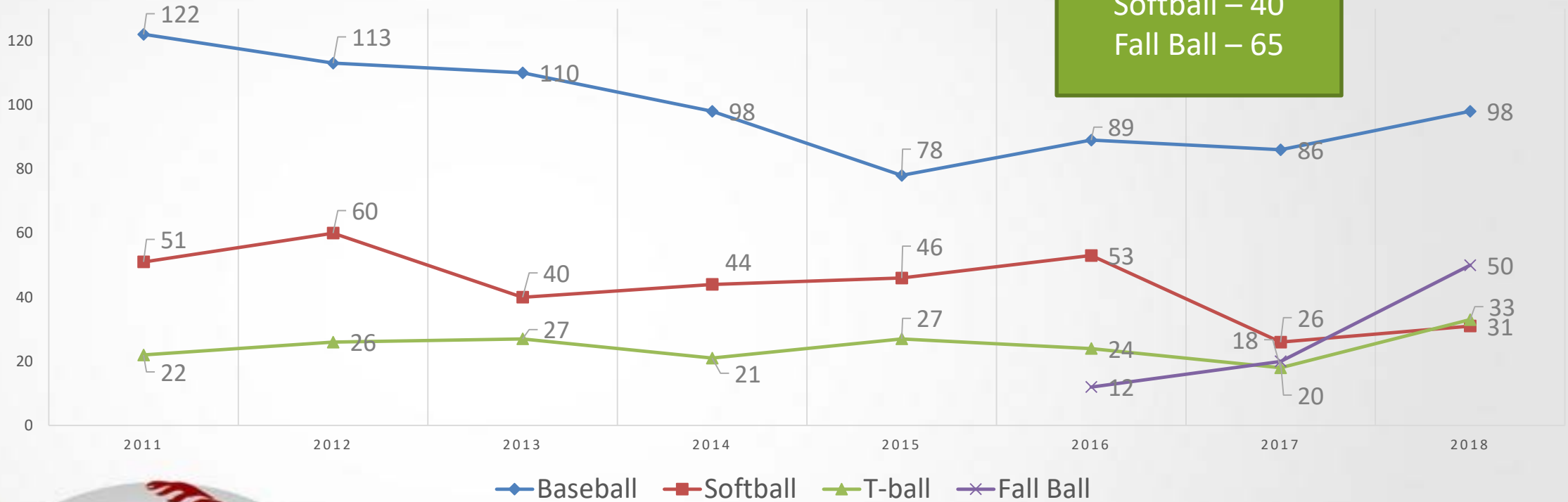
**Doesn't include the hours of volunteer time. For example scoreboard upgrades, labor for new IL dugout roofs, etc.*

***Not included in these numbers are the new dugouts that were built in 2014 with 100% of the funds coming from donations, approximately 20K*

Registrations



2019 Goals
 Baseball – 105
 T-Ball – 35
 Softball – 40
 Fall Ball – 65



Total Participants	2011	2012	2013	2014	2015	2016	2017	2018
	219	226	200	190	151	166	133	162



2019 Proposed Uniform Strategy



Season/Level	Strategy	2018 Spend	2019 Budget
Spring T-Ball & Rookie	Minor League Replicas	\$34.41*	\$28
Spring Majors & Minors	Under Armour shirts and Richardson Hats	\$34.41*	\$40
Softball	Under Armour shirts and Richardson Hats	\$34.41*	\$40
Tournament Teams	TBD	\$41.17	\$65
Fall Ball	TBD	\$50.91	\$30

*Spring number a blended number for all levels

- 2 Hats for Coaches for each team, no t-shirt
- 1 extra hat and shirt for each team
- We have flexibility for the tournament teams because we'll change parents for those uniforms

Babe Ruth and Cal Riken Age Chart



These are not to exceed ages, BYB will move kids up to right level of their play and/or based on the numbers of players we have in the league.



BABE RUTH LEAGUE, INC.
BIRTH CHART FOR 2019 – BASEBALL DIVISIONS

	2015	2014	2013	2012	2011	2010	2009	2008	2007	2006	2005	2004	2003	2002	2001	2000
January	4	5	6	7	8	9	10	11	12	13	14	15	16	17	18	18
February	4	5	6	7	8	9	10	11	12	13	14	15	16	17	18	18
March	4	5	6	7	8	9	10	11	12	13	14	15	16	17	18	18
April	4	5	6	7	8	9	10	11	12	13	14	15	16	17	18	18
May	4	4	5	6	7	8	9	10	11	12	13	14	15	16	17	18
June	4	4	5	6	7	8	9	10	11	12	13	14	15	16	17	18
July	4	4	5	6	7	8	9	10	11	12	13	14	15	16	17	18
August	4	4	5	6	7	8	9	10	11	12	13	14	15	16	17	18
September	3	4	5	6	7	8	9	10	11	12	13	14	15	16	17	18
October	3	4	5	6	7	8	9	10	11	12	13	14	15	16	17	18
November	3	4	5	6	7	8	9	10	11	12	13	14	15	16	17	18
December	3	4	5	6	7	8	9	10	11	12	13	14	15	16	17	18

All player ages are determined by the birth chart shown above. May 1 in any year shall be the deciding date.

