

The Baseball Scorecard

Patrick A. McGovern

Copyright © 1999-2000 by Patrick A. McGovern. All Rights Reserved.
<http://www.baseballscorecard.com/>

Keeping Score

What's happened?

What do you say when somebody asks you this question? If you're like most people, you probably repeat the information that's available on the scoreboard along with a couple of the more memorable plays. Keeping score makes it possible to give an accurate, concise run down of the game's events. People seem to appreciate this. I've met a lot of new people this way, which adds to the enjoyment of a ballgame.

Play Ball!

I know that umpires are supposed to just say "play", but I couldn't think of anything else to get things started. Follow the links below. Hopefully, they will help you learn to score a baseball game.

The Scorecard

Getting a Scorecard

If you go to a baseball game, you'll notice a vendor selling programs. Where I go to games the official program sells for about \$3.00. Outside some ballparks you can find a vendor who is selling an unofficial program for about \$2.00. Programs are great sources of information about the teams and players that are playing that day. They also contain a scorecard. If you don't want to use the scorecard from the ballpark, you can buy a book of them at a sporting goods store. You may also create one yourself. It's not difficult. If you prefer, you may download and use one of the simple scorecards that I created.

Looking at the Scorecard

Now that you've got a scorecard, take a look at it. There will be areas for different kinds of data such as game day information, batter performance, inning totals, and pitcher performance. Most scorecards will also contain an area to record a summary of the players' game performance afterwards. I didn't include a summary area on one of the scorecards I created, but creating a card of your own which contains one shouldn't be that difficult. The summary area should contain the following information for each batter: at-bats, runs, hits, runs batted in, and errors. Once you have this information tallied, you'll be able to compute all sorts of statistics if you wish.

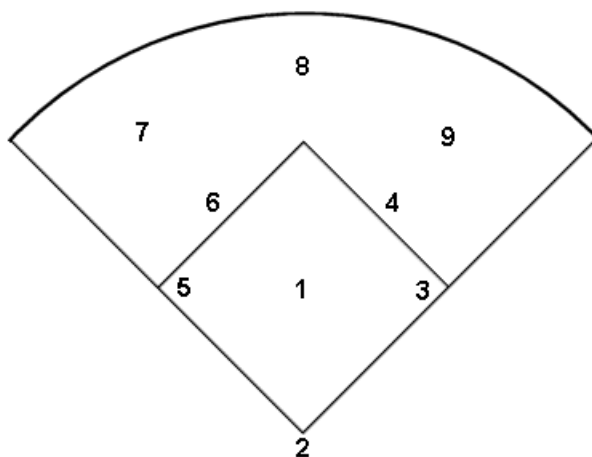
Getting Started

Game Data

Once you've familiarized yourself with the scorecard layout, it is time to start filling it in. Normally at the top you'll find places to log information such as team names, date, and time. Some scorecards also contain spaces for location, temperature, weather, team win-loss records, and several other statistics. Some cards will even provide space for umpire and coach names. Fill in as much as you want, but be sure to fill in the team names, date, and time. If you don't, you won't know what game you were scoring when you find the scorecard in the bottom of a drawer a few months later.

Player Data

Next, find where you'll be entering player data. This will be a grid with inning numbers and other designations running across the top and spaces for the players' names, numbers and positions down the side. Fill these in when the batting order is announced. Before entering the player positions, you should be aware of one standard way of recording them. Instead of alphabetic abbreviations, most people assign numbers to the positions. The standard position numbers are shown below.



1 - Pitcher; 2 - Catcher; 3 - 1st Base; 4 - 2nd Base; 5 - 3rd Base; 6 - Shortstop; 7 - Left Field; 8 - Center Field; 9 - Right Field

A designated-hitter is represented by "DH".

These numbers are easy to remember if you start with the pitcher and then work your way around the bases. The only hitch is the shortstop. You would think that the numbers for shortstop and third base should be reversed. One explanation that I've read was that the shortstop was not originally considered part of the infield. It was originally part of the outfield as a "short fielder." I don't know if this is true or not, but it does explain the number system.

Finally, you'll notice an area where you can register the statistical totals. Some of these, such as runs and hits, are totaled after each half-inning. Others, such as player and team totals, are tallied after the game has been played. We'll discuss this section later.





Scoring

Scorekeeper Shorthand

Scorekeeping is accomplished by a sort of "shorthand," which is basically a combination of position numbers and abbreviations. Refer to the "Scoring Abbreviation" page to see some common numbers and abbreviations used throughout a game.

Batter Up!

Let's see what we need to do as each player has his turn at bat. We'll confine ourselves to the top of the lineup.


#	Player	Pos	1
9	Smith, J.	8	
	Sub		
29	Lawson, A.	4	
	Sub		
17	Henry, D.	2	
	Sub		
33	Jones, T.	9	
	Sub		

If you've familiarized yourself with the position numbers, you'll see that the center fielder, second baseman, catcher, and right fielder are the first batters up.


Smith singles to center field. A lot of pre-printed scorecards will have a diamond representing the field in the middle of each box. To mark Smith's single, we'll darken the line from home to first and place a 1B next to it. I also like to draw a line to show where he hit the ball.

9	Smith, J.	8	
	Sub		

Lawson's up next and he strikes out swinging. A "K" is placed in his box to indicate that he struck out. If it was a called strike three, a "Kc" or a backwards "K" would be placed in the box. A circled "1" is also placed in the box to indicate that it was out number one.

29	Lawson, A.	4	
	Sub		


Henry is batting next, but while he is batting Smith manages to steal second. The line from first to second should be darkened and an "SB" along with a number to indicate who was at bat is written to indicate that Smith stole second during Henry's plate appearance. I like to use the player's jersey number for this. It makes it easier for me to keep track of things. Other people use the player's position number. So, I could have just as easily written "SB2" instead of "SB17".

9	Smith, J.	8	
	Sub		


Henry manages to draw a walk. The line from first to second is darkened and either a "BB" or "W" is written to indicate the walk. I prefer to use BB for "Base on Balls."

17	Henry, D.	2	
	Sub		

Jones is now at bat and hits it to the short stop who tosses it to the second baseman who tags the bag to get Henry out. The second baseman then throws to first to get Jones out. A classic 6-4-3 double play, which is what is written in Jones' box. Of course, both outs must be recorded. So a line is drawn halfway between first and second in Henry's box and is marked with a '33' to indicate that Jones was the batter. A circled '2' is also entered to indicate that Henry was the second out.





17	Henry, D.	2	
	Sub		

In Jones' box a 6-4-3 is written along with a 'DP' for the double play and a circled '3' to indicate the third out. A 'DP' could also have been entered in Henry's box to indicate that he was caught up in the double play as well. One other method is to draw a line connecting the two boxes.

33	Jones, T.	9	
	Sub		

The '6-4-3' above is an example of how all players who were involved in putting the runner out are given credit.

Since this is the third out, a slash is drawn across the lower right-hand corner of Jones' box to indicate the end of the inning. This is what the scorecard should look like after the first half-inning.

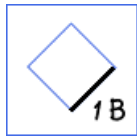
#	Player	Pos	1
9	Smith, J.	8	
	Sub		
29	Lawson, A.	4	
	Sub		
17	Henry, D.	2	
	Sub		
33	Jones, T.	9	
	Sub		

Take a Swing

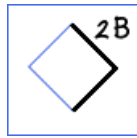
Hopefully, the above examples will give you an idea about how scorekeeping is done. Give it a try next time you go out to the ballgame. Also, don't be afraid to experiment. What works best for others may not be best for you. I am always open to suggestion and would appreciate any that are offered. So, if you come up with something that works well, I would be glad to hear about it.

Examples

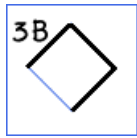
WAYS TO GET ON BASE



Single



Double



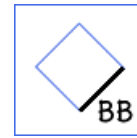
Triple



Home Run



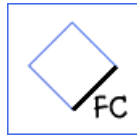
Home Run



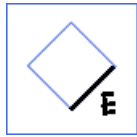
Base on Balls



Hit By Pitch



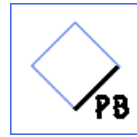
Fielder's Choice



Error



Wild Pitch (3rd Strike)



Passed Ball (3rd Strike)

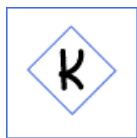


Catcher's Interference



Ground Rule Double


WAYS A BATTER MAKES AN OUT



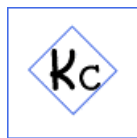
Strikeout (Swinging)



Strikeout (Called)



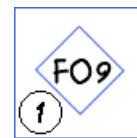
Strikeout (Swinging)



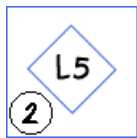
Strikeout (Called)



Fly Out (to Left Field)



Foul Out (to Right Field)



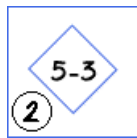
Line Out (to 3rd Base)



Unassisted Put Out



Ground Out

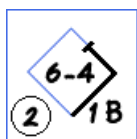


Forced Out or Tag (3rd throws to 1st)

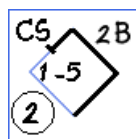


Infield Fly Rule

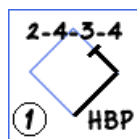
WAYS A RUNNER MAKES AN OUT



Force Out or Tag (3rd to 2nd)



Caught Stealing (Pitcher to 3rd)



Run Down (Catcher to 2nd to 1st to 2nd)

Substitutions

Later in the game...

I've never seen a game where at least one substitution was not made. There are many reasons to replace a starter: pitchers get tired, batters aren't hitting, players get injured, someone's ejected, or the manager makes a strategic move. Whatever the reason, sooner or later you're going to have to mark a substitution on your scorecard.

So, how do you do this? It depends on the substitution.

For batter substitutions, I draw a line between the last scorebox of the previous batter and the first scorebox of the new batter.

#	Player	Pos		8
9	Smith, J.	8		⬢ K
		Sub	⬢	Ⓢ
29	Lawson, A.	4		⬢
3	Kitt, W.	PH		⬢
		Sub	⬢	

If the new batter is a pinch hitter, place "PH" in the position box. If he is taking a position in the field, use the normal position numbers. If players are moved around in the field, you'll want to show that on your scorecard. Usually, I make a note by the player's name indicating the move.

When a substitution is made for the pitcher, place a line under the score box of the last batter the previous pitcher faced.

After the Game

Back in the Dugout

Now that the game is over, you can tabulate all the data you've compiled. If you haven't been keeping up with it during the game, now is the time to add up the statistics for each inning: runs, hits, errors, passed balls, and men left on base. You can also add up the data for each pitcher: innings pitched, batters faced, strikeouts, walks, hits, runs, earned runs, wild pitches, batters hit, and balks. There may be other statistics that you can fill in on your card, but these are the fields on the scorecard that I created. Professionally printed scorecards may contain several fields to tally a batter's performance: at-bats, runs, hits, singles, doubles, triples, home runs, runs batted in and others. It's up to you to decide how much you want to do. If you want to learn the formulas for calculating batting average, earned-run average, on-base percentage, or several other stats, check out my statistics page.

Finally

The official scorekeeper must prove the official box score, which is what becomes part of the official record. The formula is very simple and must be applied to each team's scorecard.

First, total the number of runs, men left on base and opponents' putouts for one team. Next, total the number of at-bats, walks, sacrifices, batters hit by pitcher and awards of first base due to interference for the same team. If these two totals are equal then this team's box score is "proven." Repeat the process for the other team.

I've never tried to prove a box score, but I thought others might find it interesting.

Statistics

Calculating Statistics

Many people like to calculate player statistics. I'm not one of them, but I decided to add a page about it anyway. I will use the following symbols in calculating the statistics:

(+) addition, (-) subtraction, (*) multiplication, and (/) division.

Offensive Statistics

Base-on-balls Percentage

(total walks) / (plate appearances)

Batting Average

(total hits) / (official at-bats)

At-bats do not include walks, sacrifice flies, sacrifice bunts, obstruction calls, catcher's interference, or being hit by a pitch. If a player makes it safely on base due to an error, it is an at-bat, but not a hit.

Home Run Ratio

(at-bats) / (home runs)

On-base Percentage

(hits + walks + hits by pitch) / (at-bats + walks + hits by pitch + sacrifice flies)

Slugging Average

(total bases) / (at-bats)

The number of total bases only includes those obtained from hits; not from errors, walks, or interference calls.

Stolen Base Percentage

(stolen bases) / (total attempts)

Strikeout Ratio

(at-bats) / (strikeouts)

Defensive Statistics

Fielding Average

(total putouts + assists) / (putouts + assists + errors)

Pitching Statistics

Earned Run Average

(earned runs * 9) / (innings pitched)

Opponents' Batting Average

(hits allowed) / (at bats allowed)

Winning Percentage

(games won) / (games won + games lost)

Team Statistics

Won-Lost Percentage

(wins) / (losses)

Other Statistics

Here are some "unofficial statistics" reported in [The Baseball Fan's Companion](#)

Fielder's Range Factor

(putouts + assists) / (games)

Runs Created

[(hits + walks - caught stealing) * (total bases + (stolen bases * 0.55))] / (at-bats + walks)

Abbreviations

Scoring Abbreviations			
<u>How on Base</u>		<u>Positions</u>	
1B	Single	1	Pitcher
2B	Double	2	Catcher
3B	Triple	3	First Base
BB or W	Walk	4	Second Base
E	Error	5	Third Base
FC	Fielder's Choice	6	Short Stop
HBP or HP	Hit by Pitch	7	Left Field
HR	Home Run	8	Center Field
I	Interference	9	Right Field
IW	Intentional Walk	DH	Designated Hitter
<u>Outs</u>		<u>Other Symbols</u>	
CS	Caught Stealing	BK	Balk
DP	Double Play	PB	Passed Ball
F	Fly Out	WP	Wild Pitch
FO	Foul Out		
G	Ground Out		
K	Strikeout Swinging		
bkwd 'K' or Kc	Strikeout Looking		
L	Line Out		
SF	Sacrifice Fly		
SH	Sacrifice Hit (Bunt)		
TP	Triple Play		
U	Unassisted Put Out		

Pitcher Abbreviations	
BALK	Balks
BB	Walks
BF	Batters Faced
ER	Earned Runs
H	Hits
HBP	Hit by Pitch
IP	Innings Pitched
K	Strikeouts
R	Runs
W-L	Win/Lose
WP	Wild Pitch

