

GLOVER'S GENERAL SCORING INSTRUCTIONS

PITCHING TERMS

- IP Innings Pitched
- W Won
- L Lost
- SA Games Saved
- AB Batters faced officially
- R Runs scored while pitching
- H Total Hits given up
- 1 Singles
- 2 Doubles
- 3 Triples
- HR Home Runs
- E Team Errors
- LOB Opponent runner left on base
- SO Strike Outs
- BB Walks issued
- HP Batters hit by pitch
- WP Wild Pitches (only if runner or runners advance)
- BK Balk
- INT Team Interference
- ER Earned Runs given up
- ERA Earned Run Average
- IBB Intentional Base on Balls

INNING TOTALS

INNING TOTALS = Unshaded Areas
 RUNNING TOTALS = Shaded Areas

	1		
RUNS	R	H	HR
HITS	H	H	
ERRORS	E	V	
LOB	LOB	LOB	LOB
E.R.	ER	ER	ER

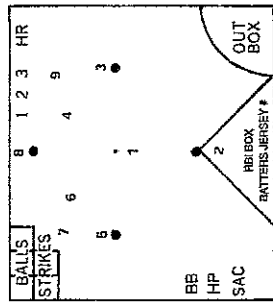
Instant game totals are always at hand by just adding present inning totals to the previous inning's running totals.

CATCHING TERMS

- PB Passed Balls (only if runner or runners advance)
- F-E Fielding Errors
- TH-E Throwing Errors
- INT Catcher Interference (INT-2)
- SBA Stolen Bases Attempted
- SB Stolen Bases completed

UMPIRE RATING

- JOB: Plate or base umpire
- G Good
- F Fair
- P Poor



HITTING TERMS

- AB At Bat
- R Runs scored
- H Base Hits
- 1 Single
- 2 Double
- 3 Triple
- HR Home Run
- TB Total Bases earned on base hits
- RBI Runs Batted In

BATTING TERMS

- BB Base on Balls
- HP Hit by Pitch
- SAC Sacrifice
- SO Strike Out
- LOB Left on Bases

FIELDING TERMS

- PO Put Outs
- A Assists in put outs
- E Errors

RUNNING TERMS

- SBA Stolen Bases Attempted
- SB Stolen Bases completed

CHECK AND BALANCE SYSTEM

To prove that player summaries are correct, simply add:

$$AB+BB+HP+SAC+INT = \text{then add:}$$

$$R+LOB+PO =$$

PO must come from opponent's PO totals.
 These two figures must equal.

TEAM TIME-OUTS

Indicate charged time-outs by marking the inning in the top half and the type of time-out (offensive or defensive) in the lower half.

- O = Offensive
- D = Defensive

BATTED BALLS

Solid line in high arc indicates a pop-up to high fly

Straight dotted line indicates ground ball

Straight solid line indicates line drive

Solid straight line between bases indicates path of baserunner. *Do NOT indicate path of runner unless he reaches first base safely.*

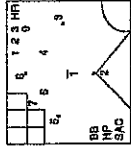
Triangle at bottom of each scoring box is for RBI. *Insert ONLY jersey number of player getting credit with RBI.*

Semi-round box at bottom right of scoring box is for recording CUTS.

Cluster of boxes at the top left corner is for recording balls and strikes. By numbering the pitches 1, 2, 3, 4, etc., it is possible to determine how count progressed with each batter. Additional foul balls may be indicated with trash lines. Can also use slash marks.

TERMS AND SYMBOLS

- E Error. (E-5c means fielding error on the 3rd baseman. E-5t means throwing error on the 3rd baseman.)
- PKO Plokoof Base.
- SAC Sacrifice. No official time at bat is charged.
- SAC-F Sacrifice Fly. Batter gets RBI, but no official time at bat (AB) is charged.
- HP Hit Pitch. No official time at bat is charged.
- BB Base on balls. No official time at bat is charged.
- INT Interference. (INT-2) indicates catcher interferes.
- FC Fielder's Choice. Indicates batter (runner) got to base because defense chose to make play on another base runner when the batter (runner) most probably would have been put out. Does count as time at bat.



Each position has a number and this number is used to record all fielding plays. Diagram No. 1 shows the number and the normal playing position of all the defensive players.

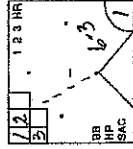


Diagram No. 2 illustrates the proper method of scoring a ground ball put-out from the short-stop (No. 6) to the first baseman (No. 3).

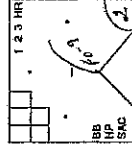


Diagram No. 3 illustrates the proper method of scoring a flyball hit to the right-fielder for a put-out.

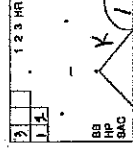


Diagram No. 4 illustrates the proper method of scoring a swinging strikeout (K). A 3rd called strike is scored with a KC or a (S) or a X.

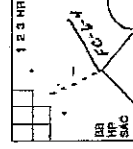


Diagram No. 5 illustrates the proper method of scoring a "fielder's choice" on a force-out at 2nd base.

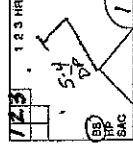
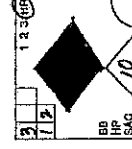
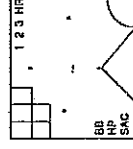


Diagram No. 6 illustrates the proper method of scoring a "double play" from third base to second base to first base.



RUN SCORED: Fill in center section as shown. The #10 in the triangle box indicates an RBI.



NP = New Pitcher. Place as shown on first batter faced.

GLOVER

Yankees

Sat. 5/21 9:00 am

PLAYERS			POS	VS					DATE		PLACE		COND. SCORER						
NO	LAST	FIRST		1	2	3	#3	#4	6	7	8	9	AB	R	H	RBI	SO	BB	E
1	10	Pittsbury	1	6-3	HR	HR	HR	HR	HR	HR	HR								
2	3	Mateo Haman	7	BB	BB	BB	BB	BB	BB	BB	BB								
	16	JT Long (13)		BB	BB	BB	BB	BB	BB	BB	BB								
3	8	Kai Bowleke	3	4-3	BB	BB	BB	BB	BB	BB	BB								
4	7	Tyler Wahl	8	BB	BB	BB	BB	BB	BB	BB	BB								
5	11	Clyde Sada	6	BB	BB	BB	BB	BB	BB	BB	BB								
6	12	Jose Chavez	5	BB	BB	BB	BB	BB	BB	BB	BB								
	15	Travis Deane (13)		BB	BB	BB	BB	BB	BB	BB	BB								
7	6	Rider McDormick	2	BB	BB	BB	BB	BB	BB	BB	BB								
8	1	Jonathan Gray	4	BB	BB	BB	BB	BB	BB	BB	BB								
9	2	Kurasho Atsu	9	BB	BB	BB	BB	BB	BB	BB	BB								
10																			
11																			
12																			
13	16	JT Long																	
	15	Travis Deane																	
14																			
15																			
INNING TOTALS - Unshaded Areas			RUNS	3	2	7	7	4	8	8	8								
RUNNING TOTALS - Shaded Areas			HITS	8	8	8	8	8	8	8	8								
			ERRORS	E	E	E	E	E	E	E	E								
			L.O.B.	LOS	LOS	LOS	LOS	LOS	LOS	LOS	LOS								
			E.R.	ER	ER	ER	ER	ER	ER	ER	ER								

VANKEES
WIN
13-0

NO	PITCHERS	TOTALS	W	L	IP	AB	R	H	SO	BB	ER
TOTALS											

PITCHES BY INNING	1	2	3	4	5	6	7	8	9	TOTAL
Pittsbury	13	16	13	17						59
TOTAL										

FINAL SCORE