



NEWSLETTER JULY 2004

A WORD FROM THE COMMISSIONER

It's hard to imagine that in less than one month from now, the regular season for WESA will be over. Before everyone knows it, playoffs will have come and gone. Pac Cup will be another memorable weekend for all involved. The yearend banquet and awards party will have left one too many people a little hung over on the following Sunday. And yes, we will have our fall General Meeting and the planning stages for another season of WESA will have just begun. Time flies when you are having fun.

Planning for next year starts now. You will notice nomination forms for next year's Commission included in this newsletter (page 3). Nominations give every member of WESA an opportunity to nominate someone who will be willing to volunteer for next year's Commission. More importantly, it gives every member an opportunity to step forward and allow themselves to be nominated to volunteer for the Commission next year. There are 7 positions: Commissioner, Vice-Commissioner, Treasurer, Secretary, Rules & Regulations, Membership, and Special Events. Starting this year, the positions of Commissioner, Rules & Regulations, and Membership will be elected for 2 years; Vice-Commissioner, Treasurer, Secretary and Special Events will be elected for a 1 year term. You will find more specific details regarding the positions on page 4.

The nominations are open now and will remain open until August 15, 2004 (the last Super Sunday of the regular season). The nominees for all positions will be announced during the playoffs and the voting this year will take place at the yearend banquet and awards party.

Continued on page 3

DATES TO REMEMBER

July 25th

- Host Bar Party @ Fountainhead Pub
- TD Canada Trust and Fountainhead host

July 31st

- Pride Challenge Softball games & Barbecue (Mable League All Star Game, Mable League vs WESA Challenge, Home Run Derby, WESA All Star Game, Tits & Mitts)

August 1st

- Pride Parade Entry

August 8th

- Host Bar Party @ Sugar Daddy's
- Maxell & Dahl & Connors host

August 28th

- Voting for WESA League Awards

August 28th & 29th

- WESA Year End Tournament and Playoffs

September 3rd to 5th

- Pac Cup Softball Tournament

September 11th

- WESA Year End Banquet and Awards Party

Check www.WESA.net for more details and for all you ever wanted to know about WESA

Stats have been compiled when each team played between 11-13 games.
This was done in order to keep the statistics as even for all players as much as possible.

Fountainhead

| Player | GP | AB | R | H | RBI | 2B | 3B | HR | BB | K | SF | BA | SA | OB |
|-------------------|----|------------|------------|------------|------------|-----------|-----------|----------|-----------|-----------|----------|--------------|--------------|--------------|
| Barnes, Randy | 7 | 30 | 9 | 11 | 5 | 0 | 0 | 0 | 1 | 1 | 0 | 0.379 | 0.379 | 0.400 |
| Beaulieu, Tim | 11 | 53 | 24 | 18 | 14 | 4 | 0 | 0 | 5 | 1 | 1 | 0.468 | 0.553 | 0.509 |
| Boudreau, Ren | 11 | 51 | 24 | 17 | 32 | 4 | 2 | 4 | 0 | 0 | 1 | 0.540 | 0.940 | 0.529 |
| Brown, Craig | 9 | 40 | 22 | 13 | 33 | 3 | 2 | 3 | 4 | 0 | 1 | 0.600 | 1.057 | 0.625 |
| Garcia, Walter | 5 | 21 | 7 | 8 | 7 | 0 | 0 | 0 | 0 | 0 | 0 | 0.381 | 0.381 | 0.381 |
| Hart, Drew | 9 | 37 | 16 | 15 | 10 | 2 | 0 | 0 | 2 | 2 | 0 | 0.486 | 0.543 | 0.514 |
| London, Tammy | 9 | 45 | 15 | 20 | 13 | 1 | 0 | 0 | 2 | 3 | 0 | 0.488 | 0.512 | 0.511 |
| Piche, Les | 9 | 36 | 12 | 17 | 12 | 1 | 0 | 0 | 3 | 1 | 0 | 0.545 | 0.576 | 0.583 |
| Salloch, Erich | 4 | 13 | 3 | 5 | 4 | 1 | 1 | 0 | 0 | 1 | 0 | 0.538 | 0.769 | 0.538 |
| Shano, Kevin | 11 | 50 | 20 | 17 | 24 | 3 | 1 | 0 | 2 | 1 | 0 | 0.438 | 0.542 | 0.460 |
| Spark, John | 6 | 24 | 11 | 6 | 2 | 0 | 0 | 0 | 2 | 0 | 0 | 0.273 | 0.273 | 0.333 |
| Wolchyn, Greg | 5 | 22 | 8 | 8 | 8 | 0 | 0 | 0 | 1 | 0 | 0 | 0.381 | 0.381 | 0.409 |
| Young, Russell | 11 | 47 | 11 | 12 | 21 | 0 | 7 | 0 | 1 | 2 | 2 | 0.432 | 0.750 | 0.426 |
| Spares | | 15 | 5 | 5 | 3 | 0 | 1 | 0 | 0 | 0 | 0 | 0.400 | 0.533 | 0.400 |
| TEAM TOTAL | | 484 | 187 | 172 | 188 | 19 | 14 | 7 | 23 | 12 | 5 | 0.465 | 0.614 | 0.486 |

PumpJack

| Player | GP | AB | R | H | RBI | 2B | 3B | HR | BB | K | SF | BA | SA | OB |
|-------------------|----|------------|------------|------------|------------|-----------|----------|----------|-----------|-----------|----------|--------------|--------------|--------------|
| Breidenbach, Rick | 12 | 49 | 12 | 14 | 18 | 3 | 2 | 1 | 2 | 1 | 2 | 0.444 | 0.667 | 0.449 |
| Brockway, Tara | 9 | 30 | 3 | 0 | 2 | 0 | 0 | 0 | 3 | 4 | 0 | 0.000 | 0.000 | 0.100 |
| Cote, Justin-Yvon | 12 | 50 | 27 | 12 | 39 | 4 | 0 | 5 | 1 | 0 | 0 | 0.429 | 0.816 | 0.440 |
| Cummings, Sean | 11 | 43 | 8 | 16 | 14 | 0 | 0 | 0 | 1 | 6 | 1 | 0.390 | 0.390 | 0.395 |
| Gullett, Art | 12 | 49 | 15 | 22 | 19 | 6 | 0 | 0 | 0 | 0 | 0 | 0.571 | 0.694 | 0.571 |
| Johnson, Kathryn | 7 | 27 | 6 | 11 | 3 | 0 | 0 | 0 | 1 | 2 | 0 | 0.423 | 0.423 | 0.444 |
| Kingston, Paul | 12 | 47 | 14 | 19 | 13 | 3 | 2 | 0 | 1 | 2 | 0 | 0.522 | 0.674 | 0.532 |
| Laferriere, Denis | 9 | 36 | 16 | 11 | 5 | 1 | 0 | 1 | 7 | 0 | 0 | 0.448 | 0.586 | 0.556 |
| Mondaca, Miguel | 12 | 45 | 10 | 10 | 15 | 1 | 3 | 0 | 2 | 3 | 0 | 0.326 | 0.488 | 0.356 |
| Nicol, Kim | 9 | 31 | 5 | 6 | 5 | 0 | 0 | 0 | 4 | 4 | 0 | 0.222 | 0.222 | 0.323 |
| Palmer, Benjamin | 7 | 21 | 6 | 1 | 1 | 0 | 0 | 0 | 4 | 4 | 0 | 0.059 | 0.059 | 0.238 |
| Senini, Doug | 11 | 47 | 19 | 15 | 8 | 1 | 0 | 0 | 9 | 1 | 0 | 0.421 | 0.447 | 0.532 |
| Thompson, Dan | 7 | 25 | 9 | 5 | 6 | 0 | 0 | 0 | 2 | 1 | 0 | 0.217 | 0.217 | 0.280 |
| Spares | | 16 | 6 | 6 | 4 | 1 | 0 | 0 | 2 | 2 | 0 | 0.500 | 0.571 | 0.563 |
| TEAM TOTAL | | 516 | 156 | 148 | 152 | 20 | 7 | 7 | 39 | 30 | 3 | 0.384 | 0.500 | 0.428 |

D Division - Best Batting Average

| | Player | Team | BA |
|----|--------------------|-----------------|-------|
| 1 | Malcolm, Sydney | Maxell | 0.686 |
| 2 | Schippanoski, Rick | F212 | 0.667 |
| 3 | Brown, Craig | Fountainhead | 0.600 |
| 4 | Cuthbert, Penny | Little Sister's | 0.600 |
| 5 | Taylor, Marty | Little Sister's | 0.596 |
| 6 | Gullett, Art | PumpJack | 0.571 |
| 7 | Piche, Les | Fountainhead | 0.545 |
| 8 | Boudreau, Ren | Fountainhead | 0.540 |
| 9 | Salloch, Erich | Fountainhead | 0.538 |
| 10 | Shikatani, Pam | F212 | 0.526 |

D Division - Most RBI's

| | Player | Team | RBI |
|----|--------------------|-----------------|-----|
| 1 | Cote, Justin-Yvon | PumpJack | 39 |
| 2 | Schippanoski, Rick | F212 | 36 |
| 3 | Brown, Craig | Fountainhead | 33 |
| 4 | Taylor, Marty | Little Sister's | 32 |
| 5 | Boudreau, Ren | Fountainhead | 32 |
| 6 | Shano, Kevin | Fountainhead | 24 |
| 7 | Villamin, Rudy | Maxell | 24 |
| 8 | deBruijne, Jim | Maxell | 23 |
| 9 | Young, Russell | Fountainhead | 21 |
| 10 | Chen, Phil | Little Sister's | 20 |

COMMISSIONER ...CONT

This year's Commission is hoping the length of time will give people an opportunity to talk to the candidates for the various positions and to vote for people after having the opportunity to get a better understanding of what each nominee envisions for next year's season.

If you have any questions regarding any of the positions, please talk to any member of this year's Commission. The success of next year depends on people willing to volunteer and give something back to WESA.

Sydney Malcolm
WESA Commissioner

RULES AND REGULATIONS

I know the season is wrapping up quickly, but I am still looking for volunteers to help keep score during the remaining games.

I am also looking for volunteers to keep score during play-offs. If you know anyone who is available on Saturday, August 28th and is interested, please contact me at scott@wesa.net

I hope you enjoy the stats that are included in the newsletter. I have worked hard to keep accurate statistics and if you have any questions as to how they are calculated, please let me know.

I wish all players, fans and sponsors all the best in for the remainder of the WESA Season and beyond.

Scott Fullerton
"Bubble"
Rules & Regulations

PAC CUP 2004

The Pac-Cup Slo-Pitch Tournament will be held at Montgomery Park on Labour Day weekend September 3-5, 2004.

We only have room for a couple more teams in the "D" recreational division.

We'd love to make up a couple of teams from the 5 WESA "D" teams we have right now.

If there are any players who are interested in playing please contact Ron Larsen at paccup@wesa.net immediately and advise him.

We are hoping to finalize the 2 teams in the week or so.

For more detailed information about the tournament please log onto the WESA website at www.wesa.net and click on the tournament link button.

Ron Larsen
Tournament Director



Pacific Cup Slo-Pitch Tournament
Vancouver BC Canada
September 3-5

2005 WESA COMMISSION NOMINATION FORM

Nominated Individual: _____ Position Nominated for: _____

Your Name: _____ Your Signature: _____

Please return to a 2004 WESA Commission Member on or before Sunday, August 15th

Nominations will be announced at the WESA Play-offs, August 28th and 29th

Voting for the 2005 Commission will take place at the 2004 WESA Year End Banquet and Party

ELECTIONS – POSITIONS ON THE COMMISSION

COMMISSIONER

- Chief Officer of the League, responsible for the League's operation
- Solicit and maintain liaison with Team and League Sponsors as approved by Commission
- Plan and stage the League's annual Awards Banquet
- Responsible for uniforms

VICE-COMMISSIONER

- Plan and stage the League's Annual Pacific Cup Tournament

RULES AND REGULATIONS

- Enforce the SPN League laws
- Maintain a Team Manager's Manual
Set the Schedule of Regular and Play-off Games
- Compile and maintain record of League statistics
- Arrange for umpires for all Regular and Play-off games
- Control and maintain all League equipment
- Obtain field permits for all Regular and Play-off games
- Solicit and train Scorekeepers

SECRETARY

- Maintain an accurate record of all proceedings of the Commission and General Meetings
- Maintain the Constitution and By-Laws
Handle general League Correspondence
- Maintain a list of Lifetime Members
- Maintain annual list of Commissioners and Team Managers
- Archive a collection of all League Newsletters

TREASURER

- Maintain accurate records of all monies received and dispersed by the League
- Prepare annual Budgets and Financial Statements
- Prepare Monthly Financial Statement for Commission
- Prepare a Financial Report for all General Meetings

MEMBERSHIP

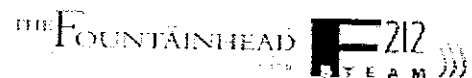
- Solicit League Members
- Keep an accurate Membership List
- Organize the Draft
- Maintain the Spare List, and the Waiting List
- Maintain the website
- Maintain Xtra West phone line

SPECIAL EVENTS

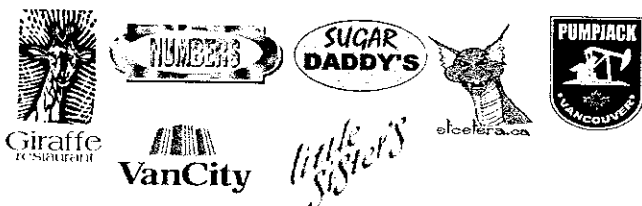
- Plan and stage League fundraising activities and Social Events

LENGTH OF TERMS ON THE COMMISSION

- The positions of Commissioner, Rules & Regulations and Membership shall hold office for a period of two years and shall be elected on the EVEN calendar years.
- The positions of Vice-Commissioner and Treasurer shall hold office for a period of two years and shall be elected on ODD calendar years.
- The Positions of Secretary and Special Events shall hold office for a period of one year



SUPPORT OUR 2004 SPONSORS



Stats have been compiled when each team played between 11-13 games.
This was done in order to keep the statistics as even for all players as much as possible.

Little Sister's

| Player | GP | AB | R | H | RBI | 2B | 3B | HR | BB | K | SF | BA | SA | OB |
|--------------------|----|------------|------------|------------|------------|-----------|----------|----------|-----------|-----------|----------|--------------|--------------|--------------|
| Atchison, Jodie | 10 | 39 | 6 | 13 | 10 | 3 | 0 | 0 | 2 | 3 | 0 | 0.432 | 0.514 | 0.462 |
| Calleja, Marilyn | 8 | 29 | 4 | 6 | 3 | 0 | 0 | 0 | 0 | 2 | 0 | 0.207 | 0.207 | 0.207 |
| Chen, Phil | 13 | 51 | 10 | 18 | 20 | 1 | 1 | 0 | 2 | 4 | 0 | 0.408 | 0.469 | 0.431 |
| Coore, Cory | 9 | 32 | 10 | 7 | 4 | 1 | 0 | 0 | 0 | 1 | 0 | 0.250 | 0.281 | 0.250 |
| Cuthbert, Penny | 12 | 47 | 12 | 26 | 11 | 1 | 0 | 0 | 2 | 0 | 0 | 0.600 | 0.622 | 0.617 |
| Fitzgerald, Mike | 13 | 52 | 16 | 18 | 9 | 3 | 0 | 0 | 4 | 1 | 0 | 0.438 | 0.500 | 0.481 |
| Jacques, Andrea | 5 | 22 | 6 | 7 | 1 | 0 | 0 | 0 | 2 | 1 | 0 | 0.350 | 0.350 | 0.409 |
| McDonnell, Jeff | 8 | 27 | 6 | 8 | 8 | 1 | 0 | 0 | 0 | 3 | 1 | 0.346 | 0.385 | 0.333 |
| Mcilroy, Catherine | 9 | 29 | 4 | 12 | 3 | 0 | 0 | 0 | 0 | 0 | 0 | 0.414 | 0.414 | 0.414 |
| Oneil, Kevin | 6 | 20 | 1 | 4 | 5 | 0 | 0 | 0 | 0 | 1 | 1 | 0.211 | 0.211 | 0.200 |
| Taylor, Marty | 13 | 54 | 23 | 17 | 32 | 7 | 1 | 6 | 2 | 2 | 0 | 0.596 | 1.115 | 0.611 |
| Thorbes, Cliff | 13 | 54 | 21 | 14 | 8 | 1 | 2 | 1 | 5 | 3 | 0 | 0.367 | 0.531 | 0.426 |
| White, Krista | 8 | 25 | 1 | 2 | 3 | 0 | 0 | 0 | 0 | 0 | 0 | 0.080 | 0.080 | 0.080 |
| Spares | | 20 | 2 | 6 | 5 | 0 | 0 | 0 | 0 | 1 | 1 | 0.316 | 0.316 | 0.300 |
| TEAM TOTAL | | 501 | 122 | 158 | 122 | 18 | 4 | 7 | 19 | 22 | 3 | 0.390 | 0.489 | 0.411 |

F212

| Player | GP | AB | R | H | RBI | 2B | 3B | HR | BB | K | SF | BA | SA | OB |
|--------------------|----|------------|------------|------------|------------|-----------|-----------|----------|-----------|-----------|----------|--------------|--------------|--------------|
| Conklin, James | 8 | 32 | 12 | 14 | 9 | 0 | 0 | 0 | 2 | 1 | 0 | 0.467 | 0.467 | 0.500 |
| Jackson, Genevieve | 10 | 44 | 13 | 14 | 6 | 1 | 0 | 1 | 4 | 3 | 1 | 0.410 | 0.513 | 0.455 |
| King, Patrick | 9 | 35 | 10 | 13 | 11 | 1 | 0 | 0 | 3 | 4 | 0 | 0.438 | 0.469 | 0.486 |
| Lawton, Greg | 10 | 34 | 4 | 6 | 2 | 0 | 0 | 0 | 2 | 6 | 0 | 0.188 | 0.188 | 0.235 |
| McFee, Jason | 9 | 32 | 7 | 9 | 11 | 1 | 0 | 0 | 0 | 1 | 1 | 0.323 | 0.355 | 0.313 |
| McHarg, Dawn | 4 | 12 | 2 | 2 | 1 | 1 | 0 | 0 | 0 | 0 | 0 | 0.250 | 0.333 | 0.250 |
| Nardi, Sean | 11 | 42 | 13 | 11 | 19 | 2 | 5 | 0 | 1 | 2 | 0 | 0.439 | 0.732 | 0.452 |
| Offen, Ken | 1 | 3 | 2 | 1 | 2 | 0 | 0 | 0 | 0 | 0 | 0 | 0.333 | 0.333 | 0.333 |
| Reichmuth, Kevin | 10 | 37 | 14 | 12 | 8 | 0 | 1 | 0 | 5 | 2 | 0 | 0.406 | 0.469 | 0.486 |
| Schippanoski, Rick | 11 | 45 | 24 | 13 | 36 | 6 | 4 | 7 | 0 | 0 | 0 | 0.667 | 1.444 | 0.667 |
| Shikatani, Pam | 6 | 21 | 4 | 8 | 7 | 2 | 0 | 0 | 2 | 1 | 0 | 0.526 | 0.632 | 0.571 |
| Simpson, Darcy | 10 | 43 | 7 | 13 | 13 | 1 | 0 | 0 | 3 | 4 | 0 | 0.350 | 0.375 | 0.395 |
| Ursacki, Aaron | 10 | 41 | 18 | 15 | 6 | 0 | 0 | 0 | 0 | 4 | 0 | 0.366 | 0.366 | 0.366 |
| TEAM TOTAL | | 421 | 130 | 131 | 131 | 15 | 10 | 8 | 22 | 28 | 2 | 0.413 | 0.562 | 0.442 |

D Division - Best Slugger Average

| | Player | Team | SA |
|----|--------------------|-----------------|-------|
| 1 | Schippanoski, Rick | F212 | 1.444 |
| 2 | Taylor, Marty | Little Sister's | 1.115 |
| 3 | Brown, Craig | Fountainhead | 1.057 |
| 4 | Boudreau, Ren | Fountainhead | 0.940 |
| 5 | Malcolm, Sydney | Maxell | 0.886 |
| 6 | Cote, Justin-Yvon | PumpJack | 0.816 |
| 7 | Salloch, Erich | Fountainhead | 0.769 |
| 8 | Young, Russell | Fountainhead | 0.750 |
| 9 | deBruijne, Jim | Maxell | 0.750 |
| 10 | Nardi, Sean | F212 | 0.732 |

D Division - Best On Base Percentage

| | Player | Team | OB |
|----|--------------------|-----------------|-------|
| 1 | Malcolm, Sydney | Maxell | 0.721 |
| 2 | Schippanoski, Rick | F212 | 0.667 |
| 3 | Brown, Craig | Fountainhead | 0.625 |
| 4 | Cuthbert, Penny | Little Sister's | 0.617 |
| 5 | Taylor, Marty | Little Sister's | 0.611 |
| 6 | Piche, Les | Fountainhead | 0.583 |
| 7 | Gullett, Art | PumpJack | 0.571 |
| 8 | Shikatani, Pam | F212 | 0.571 |
| 9 | Simpson, Jamie | Maxell | 0.560 |
| 10 | Laferriere, Denis | PumpJack | 0.556 |

Stats have been compiled when each team played between 11-13 games.
This was done in order to keep the statistics as even for all players as much as possible.

Maxell

| Player | GP | AB | R | H | RBI | 2B | 3B | HR | BB | K | SF | BA | SA | OB |
|---------------------|----|------------|------------|------------|------------|-----------|----------|----------|-----------|-----------|----------|--------------|--------------|--------------|
| Bradley, Rachel | 12 | 50 | 17 | 22 | 7 | 0 | 0 | 0 | 2 | 1 | 1 | 0.468 | 0.468 | 0.480 |
| Briggs, Colin | 9 | 34 | 8 | 14 | 11 | 0 | 0 | 0 | 1 | 2 | 0 | 0.424 | 0.424 | 0.441 |
| deBruijne, Jim | 12 | 45 | 14 | 13 | 23 | 3 | 2 | 2 | 1 | 0 | 0 | 0.455 | 0.750 | 0.467 |
| Drobot, Bill | 3 | 10 | 4 | 0 | 0 | 0 | 0 | 0 | 1 | 0 | 0 | 0.000 | 0.000 | 0.100 |
| Elzinga, Greg | 6 | 16 | 0 | 6 | 7 | 0 | 0 | 0 | 1 | 7 | 0 | 0.400 | 0.400 | 0.438 |
| Malcolm, Sydney | 12 | 43 | 11 | 20 | 15 | 2 | 1 | 1 | 7 | 2 | 1 | 0.686 | 0.886 | 0.721 |
| Maxwell, Kristopher | 12 | 52 | 15 | 18 | 4 | 1 | 1 | 0 | 4 | 2 | 0 | 0.417 | 0.479 | 0.462 |
| Munro, Cory | 7 | 29 | 6 | 11 | 4 | 0 | 0 | 0 | 0 | 2 | 0 | 0.379 | 0.379 | 0.379 |
| Olsen, Rusty | 12 | 50 | 16 | 17 | 19 | 3 | 0 | 0 | 1 | 1 | 0 | 0.408 | 0.469 | 0.420 |
| Simpson, Jamie | 12 | 50 | 12 | 19 | 10 | 1 | 0 | 0 | 8 | 2 | 1 | 0.488 | 0.512 | 0.560 |
| Tripp, Ryan | 12 | 47 | 16 | 18 | 17 | 4 | 1 | 0 | 1 | 2 | 1 | 0.511 | 0.644 | 0.511 |
| Villamin, Rudy | 12 | 48 | 19 | 11 | 24 | 1 | 1 | 2 | 4 | 0 | 2 | 0.357 | 0.571 | 0.396 |
| Warner, Andrea | 12 | 44 | 6 | 13 | 12 | 1 | 0 | 0 | 1 | 1 | 0 | 0.326 | 0.349 | 0.341 |
| Wong, Willene | 6 | 23 | 6 | 5 | 1 | 0 | 1 | 0 | 2 | 0 | 0 | 0.286 | 0.381 | 0.348 |
| Spares | | 6 | 2 | 3 | 7 | 0 | 0 | 0 | 0 | 0 | 0 | 0.500 | 0.500 | 0.500 |
| TEAM TOTAL | | 547 | 152 | 190 | 161 | 16 | 7 | 5 | 34 | 22 | 6 | 0.430 | 0.519 | 0.461 |

D Division - Most Home Runs

| | Player | Team | HR |
|---|--------------------|-----------------|----|
| 1 | Schippanoski, Rick | F212 | 7 |
| 2 | Taylor, Marty | Little Sister's | 6 |
| 3 | Cote, Justin-Yvon | PumpJack | 5 |
| 4 | Boudreau, Ren | Fountainhead | 4 |
| 5 | Brown, Craig | Fountainhead | 3 |
| 6 | Villamin, Rudy | Maxell | 2 |
| 7 | deBruijne, Jim | Maxell | 2 |

D Division - Most Base On Balls

| | Player | Team | BB |
|---|-------------------|-----------------|----|
| 1 | Senini, Doug | PumpJack | 9 |
| 2 | Simpson, Jamie | Maxell | 8 |
| 3 | Malcolm, Sydney | Maxell | 7 |
| 4 | Laferriere, Denis | PumpJack | 7 |
| 5 | Thorbes, Cliff | Little Sister's | 5 |
| 6 | Beaulieu, Tim | Fountainhead | 5 |
| 7 | Reichmuth, Kevin | F212 | 5 |

WHAT DO THE STATS MEAN?

| | |
|------------|---------------------|
| GP | Games Played |
| AB | At Bats |
| R | Run Scored |
| H | 1 Base Hit |
| RBI | Runs Batted In |
| 2B | 2 Base Hit |
| 3B | 3 Base Hit |
| HR | Home Run |
| BB | Base on Ball (Walk) |
| K | Strike Out |
| SF | Sacrifice Fly |
| BA | Batting Average |
| SA | Slugging Average |
| OB | On Base Percentage |

Batting Average Definition

A batting average is computed by dividing the total number of hits by the number of at bats minus walks and sacrifices.

$$BA = (H+2B+3B+HR) / (AB-BB-SF)$$

Slugging Average Definition

A slugging average is computed by dividing the total number of bases on hits by the number of at bats minus walks and sacrifices.

$$SA = ((H*1)+(2B*2)+(3B*3)+(HR*4)) / (AB-BB-SF)$$

On Base Definition

On base percentage is used to gauge how often a player safely reaches base. It is computed by adding the total number of hits and walks, then dividing by the total number of at bats.

$$OB = (H+2B+3B+HR+BB) / AB$$

Stats have been compiled when each team played between 11-13 games.
This was done in order to keep the statistics as even for all players as much as possible.

Numbers

| Player | GP | AB | R | H | RBI | 2B | 3B | HR | BB | K | SF | BA | SA | OB |
|---------------------|----|------------|------------|------------|------------|-----------|-----------|----------|-----------|----------|-----------|--------------|--------------|--------------|
| Biggs, Fraser | 9 | 37 | 14 | 7 | 6 | 2 | 3 | 0 | 1 | 0 | 0 | 0.333 | 0.556 | 0.351 |
| Boudreau, Brian | 3 | 13 | 4 | 7 | 3 | 0 | 1 | 0 | 0 | 0 | 0 | 0.615 | 0.769 | 0.615 |
| Fullerton, Scott | 6 | 25 | 4 | 12 | 9 | 1 | 0 | 0 | 1 | 0 | 5 | 0.684 | 0.737 | 0.560 |
| Lervold, Shawn | 2 | 9 | 2 | 1 | 5 | 2 | 0 | 0 | 0 | 0 | 0 | 0.333 | 0.556 | 0.333 |
| MacNeil, Trevor | 11 | 41 | 15 | 11 | 11 | 2 | 1 | 1 | 1 | 1 | 0 | 0.375 | 0.550 | 0.390 |
| Maslechko, Lawrence | 9 | 33 | 7 | 9 | 19 | 0 | 1 | 4 | 1 | 0 | 1 | 0.452 | 0.903 | 0.455 |
| McCloskey, Darrin | 12 | 41 | 11 | 14 | 1 | 0 | 0 | 0 | 4 | 1 | 0 | 0.378 | 0.378 | 0.439 |
| Rainville, Hector | 12 | 43 | 12 | 16 | 12 | 0 | 1 | 0 | 4 | 0 | 1 | 0.447 | 0.500 | 0.488 |
| Read, David | 9 | 25 | 3 | 11 | 9 | 1 | 0 | 0 | 0 | 2 | 0 | 0.480 | 0.520 | 0.480 |
| Robertson, Dan | 12 | 48 | 14 | 17 | 17 | 2 | 2 | 0 | 3 | 1 | 0 | 0.467 | 0.600 | 0.500 |
| Shoffer, Scott | 11 | 47 | 21 | 20 | 19 | 8 | 0 | 2 | 1 | 0 | 0 | 0.652 | 0.957 | 0.660 |
| Smith, Simon | 12 | 42 | 16 | 15 | 11 | 3 | 2 | 0 | 2 | 1 | 1 | 0.513 | 0.692 | 0.524 |
| St Pierre, Guy | 11 | 42 | 9 | 12 | 10 | 2 | 0 | 0 | 2 | 1 | 1 | 0.359 | 0.410 | 0.381 |
| Spares | | 17 | 4 | 4 | 6 | 1 | 0 | 0 | 0 | 2 | 1 | 0.313 | 0.375 | 0.294 |
| TEAM TOTAL | | 463 | 136 | 156 | 138 | 24 | 11 | 7 | 20 | 9 | 10 | 0.457 | 0.612 | 0.471 |

Checkers

| Player | GP | AB | R | H | RBI | 2B | 3B | HR | BB | K | SF | BA | SA | OB |
|--------------------|----|------------|------------|------------|------------|-----------|-----------|----------|----------|----------|----------|--------------|--------------|--------------|
| Ayotte, Tera | 9 | 32 | 7 | 6 | 6 | 4 | 1 | 0 | 0 | 1 | 0 | 0.344 | 0.531 | 0.344 |
| Chisholm, Mike | 10 | 44 | 14 | 16 | 12 | 5 | 0 | 2 | 0 | 0 | 0 | 0.523 | 0.773 | 0.523 |
| Cook, Jodie | 10 | 39 | 8 | 12 | 13 | 2 | 2 | 0 | 2 | 0 | 2 | 0.457 | 0.629 | 0.462 |
| Dean, Jason | 8 | 26 | 4 | 9 | 3 | 0 | 0 | 0 | 0 | 1 | 0 | 0.346 | 0.346 | 0.346 |
| Doering, Mark | 2 | 7 | 5 | 1 | 4 | 2 | 0 | 1 | 0 | 0 | 0 | 0.571 | 1.286 | 0.571 |
| Fitzau, Romy | 12 | 50 | 14 | 16 | 15 | 0 | 1 | 0 | 0 | 1 | 1 | 0.347 | 0.388 | 0.340 |
| Kuhlmann, Garrison | 9 | 30 | 11 | 11 | 4 | 2 | 1 | 0 | 0 | 2 | 0 | 0.467 | 0.600 | 0.467 |
| Larsen, Rick | 12 | 50 | 17 | 12 | 8 | 0 | 1 | 0 | 0 | 0 | 1 | 0.265 | 0.306 | 0.260 |
| Larsen, Ron | 12 | 42 | 8 | 13 | 13 | 1 | 1 | 0 | 0 | 0 | 1 | 0.366 | 0.439 | 0.357 |
| Latulippe, Deck | 6 | 26 | 10 | 9 | 6 | 2 | 1 | 0 | 0 | 0 | 0 | 0.462 | 0.615 | 0.462 |
| McBay, Travis | 12 | 47 | 8 | 12 | 11 | 3 | 0 | 0 | 1 | 2 | 2 | 0.341 | 0.409 | 0.340 |
| Roche, Joe | 10 | 42 | 20 | 8 | 29 | 9 | 1 | 2 | 2 | 1 | 2 | 0.526 | 0.974 | 0.524 |
| Spares | | 27 | 11 | 8 | 7 | 2 | 1 | 0 | 0 | 0 | 0 | 0.407 | 0.556 | 0.407 |
| TEAM TOTAL | | 462 | 137 | 133 | 131 | 32 | 10 | 5 | 5 | 8 | 9 | 0.402 | 0.551 | 0.400 |

C Division - Best Batting Average

| | Player | Team | BA |
|----|------------------|-----------------|-------|
| 1 | Daws, David | TD Canada Trust | 0.692 |
| 2 | Fullerton, Scott | Numbers | 0.684 |
| 3 | Crawford, Al | TD Canada Trust | 0.683 |
| 4 | Shoffer, Scott | Numbers | 0.652 |
| 5 | Ames, Myke | TD Canada Trust | 0.650 |
| 6 | Boudreau, Brian | Numbers | 0.615 |
| 7 | Gee, Barry | TD Canada Trust | 0.600 |
| 8 | Ferguson, Shawn | Flight Centre | 0.585 |
| 9 | Hoffman, Tyler | Flight Centre | 0.578 |
| 10 | Doering, Mark | Checkers | 0.571 |

C Division - Most RBI's

| | Player | Team | RBI |
|----|---------------------|-----------------|-----|
| 1 | Ames, Myke | TD Canada Trust | 35 |
| 2 | Pering, Harry | Dahl & Connors | 33 |
| 3 | Daws, David | TD Canada Trust | 32 |
| 4 | Roche, Joe | Checkers | 29 |
| 5 | Leblanc, Robert | TD Canada Trust | 28 |
| 6 | Ferguson, Shawn | Flight Centre | 21 |
| 7 | Lacroix, Jamie | Dahl & Connors | 20 |
| 8 | Maslechko, Lawrence | Numbers | 19 |
| 9 | Crawford, Al | TD Canada Trust | 19 |
| 10 | Shoffer, Scott | Numbers | 19 |

Stats have been compiled when each team played between 11-13 games.
This was done in order to keep the statistics as even for all players as much as possible.

TD Canada Trust

| Player | GP | AB | R | H | RBI | 2B | 3B | HR | BB | K | SF | BA | SA | OB% |
|-------------------|----|------------|------------|------------|------------|-----------|-----------|-----------|-----------|-----------|-----------|--------------|--------------|--------------|
| Allen, Brad | 10 | 35 | 11 | 13 | 7 | 3 | 0 | 0 | 1 | 2 | 0 | 0.471 | 0.559 | 0.486 |
| Ames, Myke | 11 | 45 | 20 | 12 | 35 | 8 | 3 | 3 | 1 | 1 | 4 | 0.650 | 1.225 | 0.600 |
| Baker, Sue | 8 | 28 | 6 | 8 | 6 | 0 | 1 | 0 | 1 | 1 | 0 | 0.333 | 0.407 | 0.357 |
| Burgess, Shane | 9 | 35 | 9 | 10 | 16 | 1 | 2 | 2 | 4 | 0 | 0 | 0.484 | 0.839 | 0.543 |
| Crawford, Al | 10 | 42 | 20 | 22 | 19 | 2 | 1 | 3 | 1 | 0 | 0 | 0.683 | 1.000 | 0.690 |
| Daws, David | 11 | 45 | 24 | 8 | 32 | 8 | 7 | 4 | 4 | 0 | 2 | 0.692 | 1.564 | 0.689 |
| Gee, Barry | 10 | 36 | 16 | 14 | 18 | 4 | 2 | 1 | 0 | 1 | 1 | 0.600 | 0.914 | 0.583 |
| Kelderman, Ray | 11 | 38 | 12 | 17 | 15 | 0 | 0 | 0 | 0 | 0 | 1 | 0.459 | 0.459 | 0.447 |
| Leblanc, Robert | 11 | 48 | 23 | 9 | 28 | 12 | 3 | 0 | 2 | 0 | 3 | 0.558 | 0.977 | 0.542 |
| Milne, Tracey | 9 | 32 | 6 | 6 | 4 | 1 | 0 | 0 | 1 | 2 | 0 | 0.226 | 0.258 | 0.250 |
| Philp, Doug | 10 | 38 | 11 | 14 | 13 | 2 | 0 | 0 | 0 | 0 | 2 | 0.444 | 0.500 | 0.421 |
| Stang, Claude | 10 | 43 | 19 | 18 | 12 | 2 | 0 | 0 | 1 | 3 | 2 | 0.500 | 0.550 | 0.488 |
| Spares | | 11 | 2 | 4 | 4 | 0 | 0 | 0 | 1 | 0 | 0 | 0.400 | 0.400 | 0.455 |
| TEAM TOTAL | | 476 | 179 | 155 | 209 | 43 | 19 | 13 | 17 | 10 | 15 | 0.518 | 0.788 | 0.519 |

Dahl & Connors


| Player | GP | AB | R | H | RBI | 2B | 3B | HR | BB | K | SF | BA | SA | OB% |
|--------------------|----|------------|------------|------------|------------|-----------|-----------|-----------|-----------|-----------|-----------|--------------|--------------|--------------|
| Boulanger, Patrick | 10 | 41 | 18 | 17 | 15 | 1 | 1 | 0 | 1 | 2 | 1 | 0.487 | 0.564 | 0.488 |
| Crabtree, Alex | 12 | 41 | 13 | 11 | 9 | 1 | 0 | 0 | 3 | 0 | 0 | 0.316 | 0.342 | 0.366 |
| Dahl, Dennis | 8 | 32 | 6 | 8 | 7 | 0 | 0 | 0 | 4 | 1 | 1 | 0.296 | 0.296 | 0.375 |
| Egan, Randy | 12 | 49 | 11 | 22 | 14 | 0 | 1 | 0 | 6 | 0 | 1 | 0.548 | 0.595 | 0.592 |
| Girgrah, Basil | 4 | 16 | 3 | 8 | 6 | 0 | 0 | 0 | 0 | 0 | 0 | 0.500 | 0.500 | 0.500 |
| Jegard, Brian | 12 | 48 | 15 | 22 | 18 | 0 | 2 | 0 | 1 | 1 | 0 | 0.511 | 0.596 | 0.521 |
| Jones, Ken | 4 | 16 | 2 | 4 | 2 | 0 | 0 | 0 | 1 | 0 | 0 | 0.267 | 0.267 | 0.313 |
| Kidwell, Keith | 12 | 47 | 12 | 13 | 14 | 0 | 2 | 0 | 3 | 2 | 3 | 0.366 | 0.463 | 0.383 |
| Lacroix, Jamie | 12 | 53 | 21 | 21 | 20 | 3 | 1 | 2 | 1 | 1 | 2 | 0.540 | 0.760 | 0.528 |
| Lerat, Gil | 12 | 52 | 19 | 19 | 15 | 0 | 4 | 0 | 9 | 1 | 0 | 0.535 | 0.721 | 0.615 |
| Pering, Harry | 12 | 51 | 25 | 8 | 33 | 4 | 2 | 8 | 1 | 3 | 1 | 0.449 | 1.102 | 0.451 |
| Upton, Pete | 12 | 50 | 15 | 21 | 17 | 1 | 0 | 0 | 3 | 2 | 0 | 0.468 | 0.489 | 0.500 |
| Spares | | 56 | 26 | 18 | 28 | 6 | 2 | 3 | 3 | 0 | 3 | 0.580 | 0.960 | 0.571 |
| TEAM TOTAL | | 552 | 186 | 192 | 198 | 16 | 15 | 13 | 36 | 13 | 12 | 0.468 | 0.637 | 0.493 |

C Division - Best Slugger Average

| | Player | Team | SA |
|----|---------------------|-----------------|-------|
| 1 | Daws, David | TD Canada Trust | 1.564 |
| 2 | Doering, Mark | Checkers | 1.286 |
| 3 | Ames, Myke | TD Canada Trust | 1.225 |
| 4 | Pering, Harry | Dahl & Connors | 1.102 |
| 5 | Crawford, Al | TD Canada Trust | 1.000 |
| 6 | Leblanc, Robert | TD Canada Trust | 0.977 |
| 7 | Roche, Joe | Checkers | 0.974 |
| 8 | Shoffer, Scott | Numbers | 0.957 |
| 9 | Gee, Barry | TD Canada Trust | 0.914 |
| 10 | Maslechko, Lawrence | Numbers | 0.903 |

C Division - Most Home Runs

| | Player | Team | HR |
|---|---------------------|-----------------|----|
| 1 | Pering, Harry | Dahl & Connors | 8 |
| 2 | Daws, David | TD Canada Trust | 4 |
| 3 | Maslechko, Lawrence | Numbers | 4 |
| 4 | Crawford, Al | TD Canada Trust | 3 |
| 5 | Ames, Myke | TD Canada Trust | 3 |
| 6 | Hoffman, Tyler | Flight Centre | 3 |



Want to know when the next WESA event is?
www.WESA.net is your online resource for everything that is WESA

Stats have been compiled when each team played between 11-13 games.
This was done in order to keep the statistics as even for all players as much as possible.

Flight Centre

| Player | GP | AB | R | H | RBI | 2B | 3B | HR | BB | K | SF | BA | SA | OB |
|---------------------|----|------------|------------|------------|------------|-----------|----------|----------|-----------|-----------|----------|--------------|--------------|--------------|
| Courtorielle, Shawn | 4 | 15 | 2 | 3 | 1 | 0 | 0 | 1 | 0 | 0 | 0 | 0.267 | 0.467 | 0.267 |
| Eeles, Terri | 11 | 39 | 6 | 9 | 2 | 0 | 0 | 0 | 1 | 2 | 0 | 0.237 | 0.237 | 0.256 |
| Ferguson, Shawn | 12 | 45 | 19 | 17 | 21 | 3 | 2 | 2 | 4 | 3 | 0 | 0.585 | 0.902 | 0.622 |
| Guolla, Jon | 12 | 44 | 9 | 15 | 14 | 3 | 0 | 0 | 1 | 0 | 0 | 0.419 | 0.488 | 0.432 |
| Hoffman, Tyler | 12 | 45 | 21 | 20 | 15 | 3 | 0 | 3 | 0 | 0 | 0 | 0.578 | 0.844 | 0.578 |
| Knight, Ian | 11 | 37 | 1 | 4 | 3 | 0 | 0 | 0 | 2 | 6 | 0 | 0.114 | 0.114 | 0.162 |
| Marshall, Max | 12 | 47 | 17 | 15 | 9 | 2 | 0 | 0 | 4 | 0 | 0 | 0.395 | 0.442 | 0.447 |
| Murray, Dale | 12 | 45 | 12 | 14 | 14 | 1 | 0 | 0 | 4 | 0 | 2 | 0.385 | 0.410 | 0.422 |
| Selch, Kevin | 9 | 49 | 20 | 19 | 7 | 2 | 2 | 0 | 2 | 1 | 0 | 0.489 | 0.617 | 0.510 |
| Smith, Derrick | 12 | 49 | 14 | 20 | 8 | 4 | 0 | 0 | 4 | 2 | 0 | 0.533 | 0.622 | 0.571 |
| Vandebeld, Rick | 6 | 23 | 4 | 11 | 7 | 0 | 0 | 0 | 0 | 0 | 0 | 0.478 | 0.478 | 0.478 |
| Webber, John | 12 | 45 | 14 | 18 | 16 | 2 | 1 | 0 | 2 | 1 | 1 | 0.500 | 0.595 | 0.511 |
| Spares | | 31 | 5 | 12 | 16 | 1 | 1 | 0 | 3 | 2 | 3 | 0.560 | 0.680 | 0.548 |
| TEAM TOTAL | | 514 | 144 | 177 | 133 | 21 | 6 | 6 | 27 | 17 | 6 | 0.437 | 0.543 | 0.461 |

C Division - Best On Base Percentage

| | Player | Team | OB |
|----|-----------------|-----------------|-------|
| 1 | Crawford, Al | TD Canada Trust | 0.690 |
| 2 | Daws, David | TD Canada Trust | 0.689 |
| 3 | Shoffer, Scott | Numbers | 0.660 |
| 4 | Ferguson, Shawn | Flight Centre | 0.622 |
| 5 | Boudreau, Brian | Numbers | 0.615 |
| 6 | Lerat, Gil | Dahl & Connors | 0.615 |
| 7 | Ames, Myke | TD Canada Trust | 0.600 |
| 8 | Egan, Randy | Dahl & Connors | 0.592 |
| 9 | Gee, Barry | TD Canada Trust | 0.583 |
| 10 | Hoffman, Tyler | Flight Centre | 0.578 |

C Division - Most Base On Balls

| | Player | Team | BB |
|----|-------------------|-----------------|----|
| 1 | Lerat, Gil | Dahl & Connors | 9 |
| 2 | Egan, Randy | Dahl & Connors | 6 |
| 3 | Daws, David | TD Canada Trust | 4 |
| 4 | Ferguson, Shawn | Flight Centre | 4 |
| 5 | Burgess, Shane | TD Canada Trust | 4 |
| 6 | Smith, Derrick | Flight Centre | 4 |
| 7 | Rainville, Hector | Numbers | 4 |
| 8 | Marshall, Max | Flight Centre | 4 |
| 9 | McCloskey, Darrin | Numbers | 4 |
| 10 | Murray, Dale | Flight Centre | 4 |

2004 WESA PLAY-OFFS

The play-offs this year will be held on Saturday, August 28th and Sunday, August 29th. All games will be played at Montgomery Park, this is a new location for the WESA Play-offs.

There will be a Round Robin portion and a Double Elimination portion to this year's play-offs. This ensures that each team will get the most play possible.

Montgomery Park is located at 1040 West 43rd Avenue, Vancouver.

Tournament details and times to be announced.

