

**Instructions for uploading your USAV Membership Card:**

- 1) To obtain a copy of your card go to [www.psrvb.org](http://www.psrvb.org)
- 2) Select Membership and log in to account
- 3) On the left side bar – Click on the Member Area and find “Print Membership Card”

Logout | > Renew your Membership! | > Account Settings

Help/FAQ

PUGET SOUND REGION VOLLEYBALL

Puget Sound Region  
**USA VOLLEYBALL**

USA Volleyball

Member Home

Member Area +

My Profile

Renew your Membership

Print Member Card

Re-Print Confirmation

Re-Print Waiver

Background Screening

SafeSport Training

Member Help Guide

USA Volleyball Events

USAV Clinics

Tournaments

Region Clinics

Other Links

Find a Club

Privacy Policy

WELCOME, JESSICA TO USA Volleyball - Webpoint

MEMBER PHOTO

QUICK NAVIGATION

Renew Membership

Print Member Card

View Current Certifications/Badges

Upcoming Events

Photo Status: No Photo

Upload Photo

TO APPLY FOR YOUR MEMBERSHIP, CLICK HERE

\* NOTICE - We still need the following information from you. Print out the required documents below by clicking on the document links.

Coach Information

Please use the following links as needed to print copies for your files and/or to meet region requirements.

Background Screening Release

USAV Junior Club Personnel Code of Ethics

USAV Waiver & Release of Liability; USAV Participant Code of Conduct; Use Agreement

Player Information

Powered by Webpoint

Expand this area if there is a + sign next to Member Area

Select Print Membership Card


- 4) In the Upper right corner of the next screen select “Member Card PDF”
- 5) In Windows – right click anywhere on the current screen and select Save As
- 6) Save your file with the first and last name of your player – example JaneSmith

If you have your card prior to registering – register for your clinic and you will be prompted to upload your USAV card.

If you have already registered for a clinic and have been asked to upload your USAV card – please do the following:

- 1) Go to [www.cascadevolleyball.com](http://www.cascadevolleyball.com)
- 2) On the left sidebar – select “Edit My Account” and login
- 3) Once logged in, you will see a list of registrations – click on the name of the registration you want to upload the USAV form to.

Cascade VBC Home    Team Pages    Programs    Club Teams    Coaches




## Families Options ▾


[Add Guardian](#)   [Add Child](#)

Guardians	Registration History	Date	Cost	Paid	Due
Julie Hawkinson					

[Remove](#)

Participants	Registration History	Date	Cost	Paid	Due
Jessica Hawkinson	Beg/Adv Beg Middle School (FC3) Mondays, Sep 9-Oct 21 6:00pm North Seattle Church	 08/18/2019	\$245.00	\$0.00	<b>\$245.00</b>

**Total Due: \$245.00**

 [Pay Now](#)

- 4) The registration program will open - scroll down until you see “Please upload your file”

School: (Required due to WIAA rules for High School Coaches) \*

Have you purchased a USAV Membership that is valid for 2019? Will show an expiration date of 10/31/2019. \*

YES ▾

**Please upload a copy of your USAV Membership if you have it available - you can log back in at a later date as well. Please remember to upload it as soon as possible if you skip this step.**

[Choose File](#) No file chosen

Filetype: .JPG, .JPEG, .GIF, .PNG, .PDF, .DOC

**Please Read the Following Links for Important Information:**

[USAV Membership and Other Forms Required to Participate](#)

- 5) Select “Choose File” shown above
- 6) Upload your file – and be sure to scroll down to bottom of registration screen and select “Submit”.