

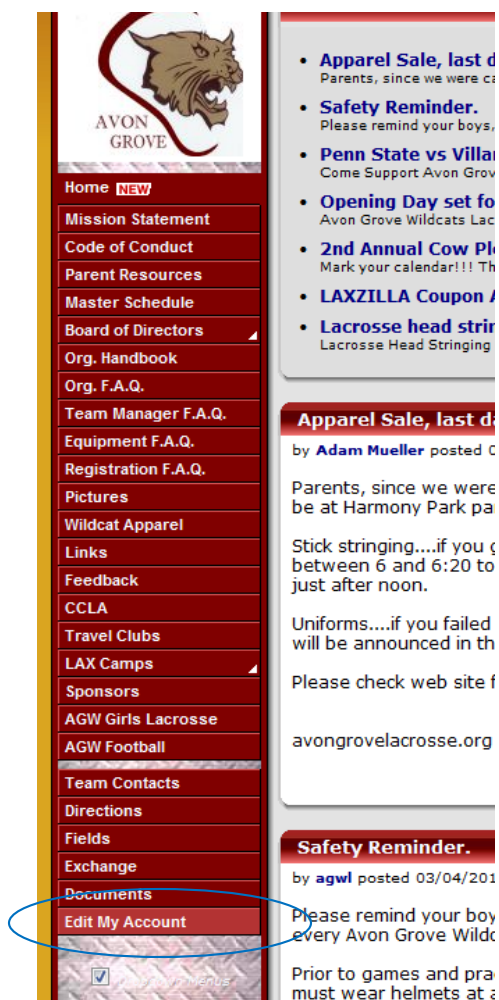
**Managing
Avon Grove Wildcats
Account Settings
for
Parents and Coaches**



The following instructions are designed to help you optimize your account settings in order to receive the desired level of communication from the organization. Please take time to read through the instructions and make updates to your account as appropriate. If you have any questions please feel free to provide feedback on the site and we can address.

Managing your Password / Logging into your account

On the home page of the site, click on "Edit My Account"



AVON GROVE

- Home **NEW**
- Mission Statement
- Code of Conduct
- Parent Resources
- Master Schedule
- Board of Directors
- Org. Handbook
- Org. F.A.Q.
- Team Manager F.A.Q.
- Equipment F.A.Q.
- Registration F.A.Q.
- Pictures
- Wildcat Apparel
- Links
- Feedback
- CCLA
- Travel Clubs
- LAX Camps
- Sponsors
- AGW Girls Lacrosse
- AGW Football
- Team Contacts
- Directions
- Fields
- Exchange
- Documents
- Edit My Account**

- **Apparel Sale, last d**
Parents, since we were ca
- **Safety Reminder.**
Please remind your boys,
- **Penn State vs Villan**
Come Support Avon Grov
- **Opening Day set fo**
Avon Grove Wildcats Lac
- **2nd Annual Cow Pl**
Mark your calendar!!! Th
- **LAXZILLA Coupon J**
- **Lacrosse head strin**
Lacrosse Head Stringing

Apparel Sale, last d
by **Adam Mueller** posted C
Parents, since we were
be at Harmony Park pa
Stick stringing....if you c
between 6 and 6:20 to
just after noon.
Uniforms....if you failed
will be announced in th
Please check web site f
avongrovelacrosse.org

Safety Reminder.
by **agwl** posted 03/04/201
Please remind your boy
every Avon Grove Wildc
Prior to games and pra
must wear helmets at :

Log into the site with your email address and password. This is the email address and password that you set up when you signed your child up for the season. If you do not remember it, click on the “forgot?” link:

Sign in

Email

Password

[forgot?](#)

Continue

Next, type in the email address you used when signing up your son for a season and click “reset my password”.

Password reset

Email

Reset my password



Your new temporary password will be emailed to you. Once you log in, you will be asked to set it again permanently.

At this point, you should be logged into the website with your account and able to adjust / review your current Wildcats Account settings.

Changing your Account Settings

Once logged in, you should be able to see the accounts associated with your child's registration (screenshot below)

Click on the account you would like to make changes:

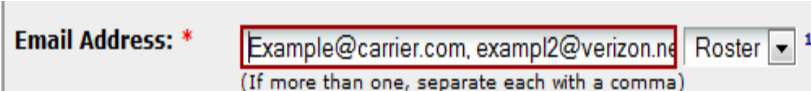
Family Members							Options ▾
Members	Registration History	Date	Cost	Paid	Due		
Paul Sr. Lanahan							
Alicia Lanahan							
Children	Registration History	Date	Cost	Paid	Due		
Paul Lanahan	 U-13 2014 Winter AND Spring Registration	12/08/2013	\$290.00	\$290.00		\$0.00	

This will bring you to the page where you can make adjustments to your website account:

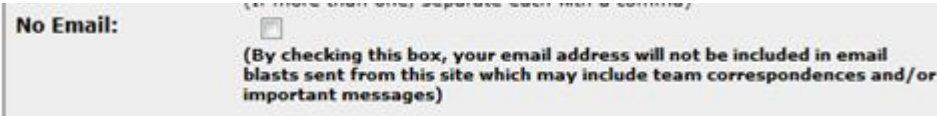
First Name: *	<input type="text" value="Example"/>	Last: *	<input type="text" value="Lastname"/>
Address: *	<input type="text" value="655 Example Drive"/>	<input type="text" value="Roster"/>	^{1.}
City, State, Postal: *	<input type="text" value="Lincoln University"/>	<input type="text" value="PA"/>	<input type="text" value="19352"/>
Country: *	<input type="text" value="UNITED STATES"/>		
Home Phone: *	<input type="text" value="610-555-5555"/>	<input type="text" value="Roster"/>	^{1.}
Work Phone:	<input type="text" value="610-555-5555"/>	<input type="text" value="Roster"/>	^{1.}
Cell Phone:	<input type="text" value="610-555-5555"/>	<input type="text" value="Roster"/>	^{1.} Provider: <input type="text" value="Verizon"/>
Email Address: *	<input type="text" value="Example@carrier.com"/>		
	<small>(If more than one, separate each with a comma)</small>		
No Email:	<input type="checkbox"/>		
	<small>(By checking this box, your email address will not be included in email blasts sent from this site which may include team correspondences and/or important messages)</small>		
Password: *	<input type="password" value="••••••••"/>		
Enter it again: *	<input type="password" value="••••••••"/>		
Gender:	<input checked="" type="radio"/> Male, <input type="radio"/> Female		
Date of Birth:	01/01/1985 <small>(birthdays cannot be changed after they are first entered. Please contact an administrator if you need to make changes to the birth date on file.)</small>		
Email reminders of:	Games <input checked="" type="checkbox"/> Practices <input checked="" type="checkbox"/>		
	<small>if checked, you will receive a reminder email the day before each event you or your children's teams</small>		

On the page listed in the screenshot above, you can make a few modifications:

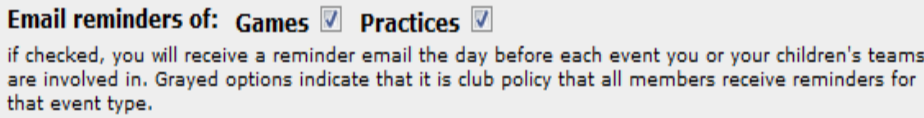
1. You can change the email address you have listed for your account.
2. If you would like to receive notifications at multiple email addresses you can do so by putting a COMMA at the end of the first address, and then adding another:

a. 

3. If you would like the particular account you are editing to be clear of any and all communications, check the “No Email” checkbox:

a. 

- b. When checked, you will not be included in email broadcasts sent from the site. You will still receive Schedule notifications and Game/Practice reminders if applicable in step 4 below.
4. You can manipulate which type of communications you receive by checking off the boxes in the “Email reminders of:” section. If you do not want to receive notifications, **or if you already receive them as your child's account is signed up for the notifications**, specify your preference here:

a. 

- b. These notifications will be sent out a day before each practice or game.

Making the adjustments to each account on the website will help eliminate duplicate emails, notifications, etc. Please take the time to review your information and make the appropriate changes to ensure you are getting the right level of communication.