


1. Sign in with your website login and password.

●●○○ Verizon 9:26 AM 96%



LEAGUEATHLETICS.COM<sup>®</sup>

gregg.skala@gmail.com

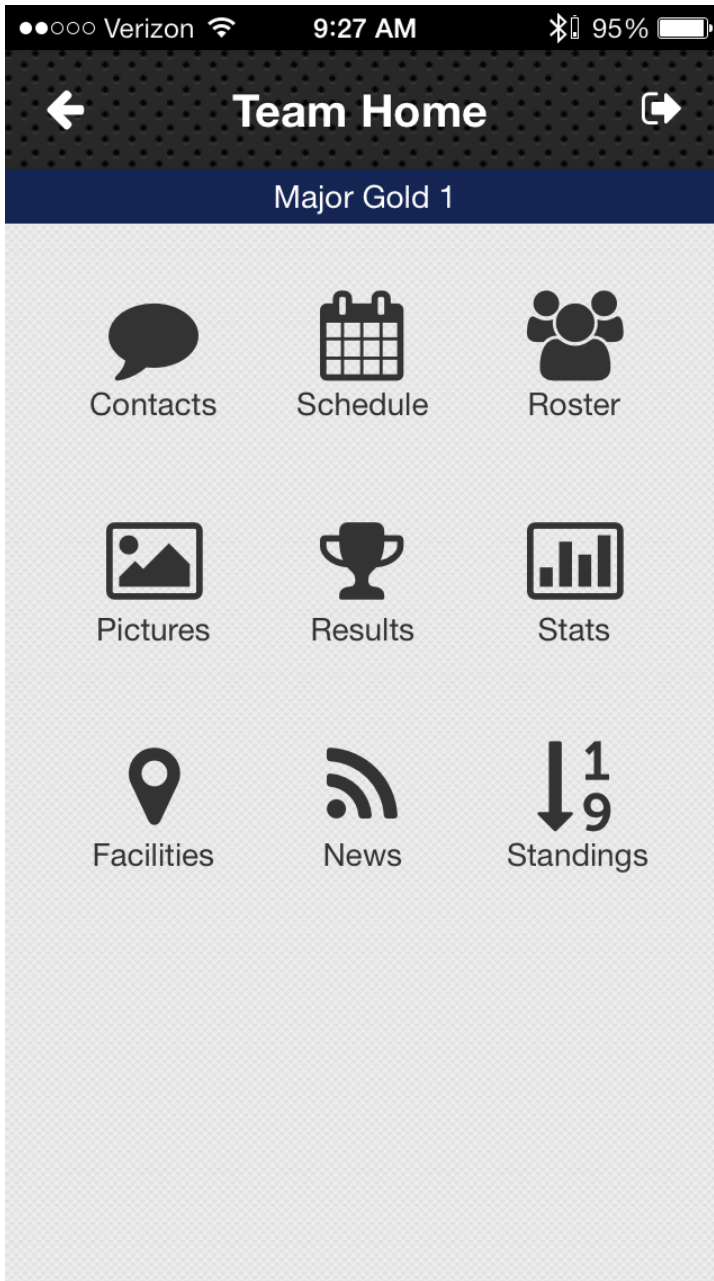
password

wascobaseball.com

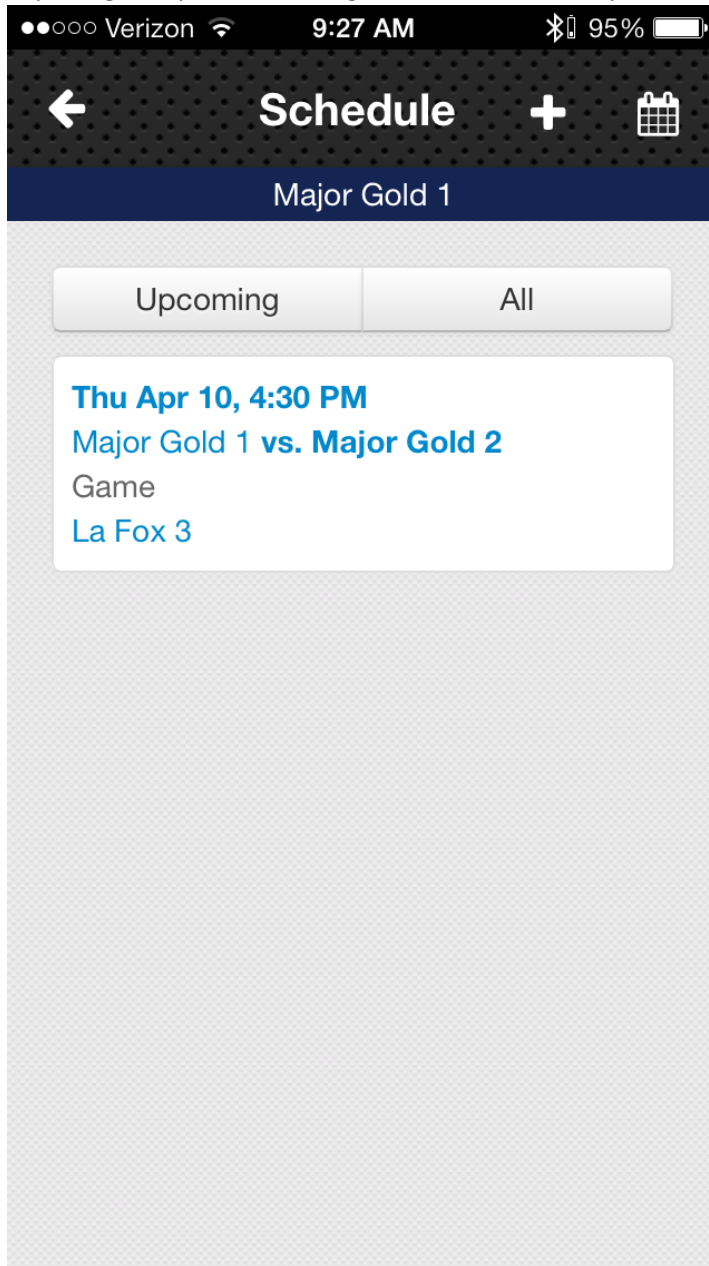
Find my site 🔍

Login

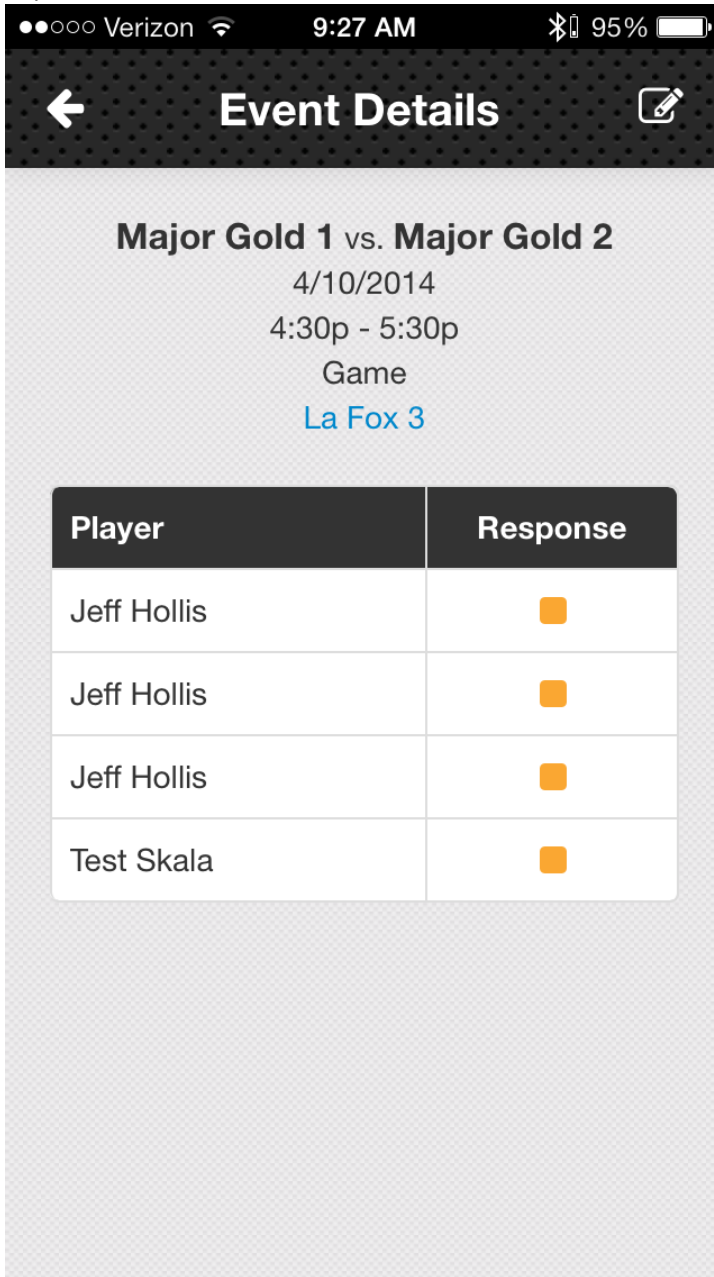
2. Go to the Schedule.



3. Tap the game you are looking to cancel, this takes you to the event's detail page.



4. Tap the Edit button.



5. Scroll down to bottom.

Verizon 9:27 AM 95%

## ← Edit Event

Date  
Apr 10, 2014 ▾

Start  
4:30 PM ▾

Finish  
5:30 PM ▾

Location  
La Fox 3 ▾

Event Type  
Game ▾

Team  
Major Gold 1 ▾

Opponent  
Major Gold 2 ▾

Note

This event is Canceled

Send alerts to...

Managers

Players

Officials

**Submit**

6. Tap “This event is cancelled.” And then the three check boxes below.

The screenshot shows a mobile application interface with a status bar at the top displaying 'Verizon', '9:27 AM', and '95%' battery. The form contains the following elements:

- Event Type:** A dropdown menu with 'Game' selected.
- Team:** A dropdown menu with 'Major Gold 1' selected.
- Opponent:** A dropdown menu with 'Major Gold 2' selected.
- Note:** A text input field.
- Checkboxes:** A section containing three checked checkboxes: 'This event is Canceled', 'Managers', 'Players', and 'Officials'.
- Submit:** A large blue button at the bottom labeled 'Submit'.

7. Tap the Submit button to complete the process.

8. After tapping submit, the event will show cancelled on the next page and the process is complete.

