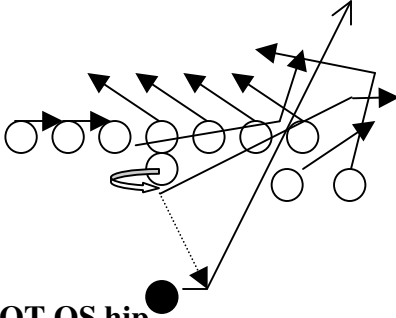
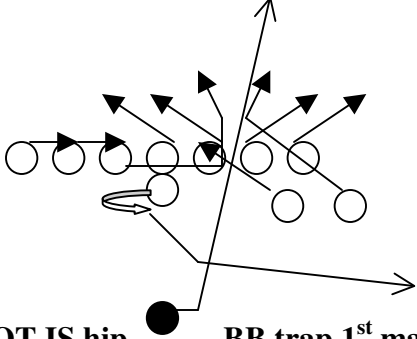
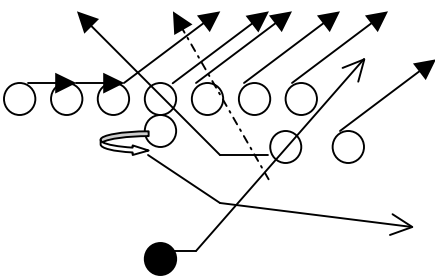
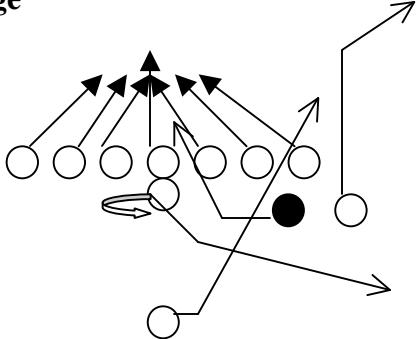
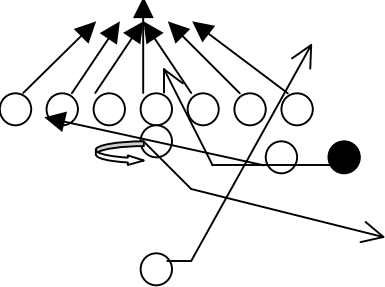
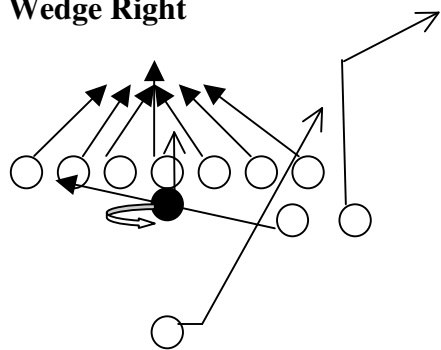
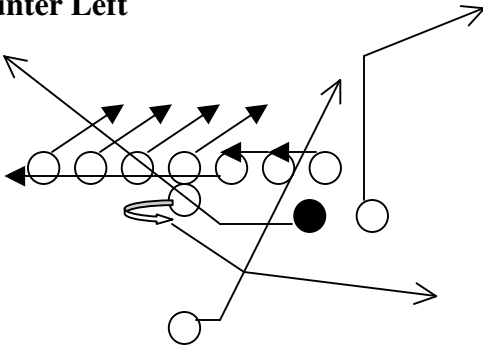
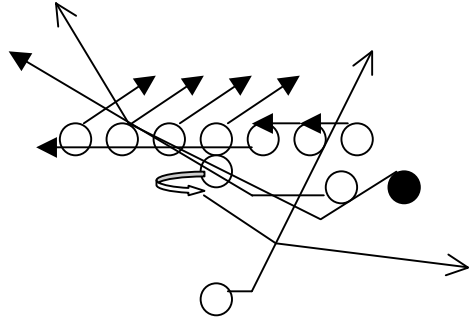
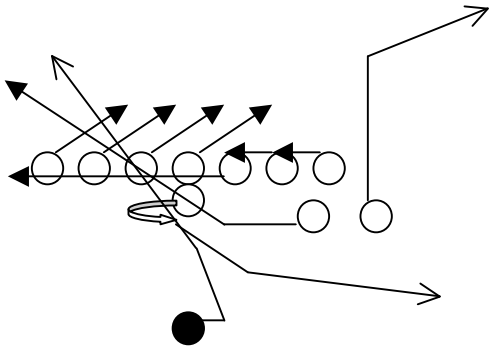
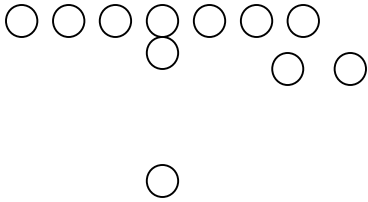
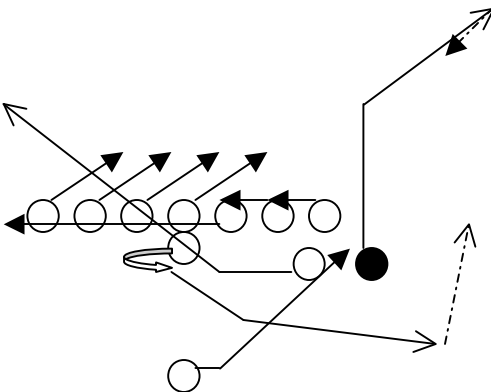
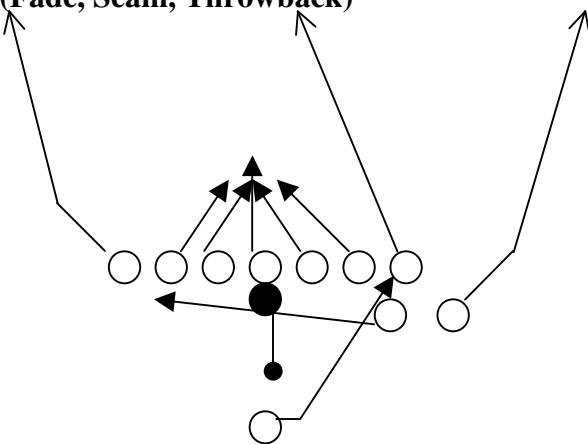


Bear Formation Play Sheet

<p>Super Right (SP RT)</p>  <p>AP = PSOT OS hip</p>	<p>Part Right</p>  <p>AP = PSOT IS hip BB trap 1st man IS</p>
<p>Side Right</p>  <p>AP = PSTE OS hip BB lead off of BSG</p>	<p>BB Wedge</p>  <p>BB hits behind center and pushes center.</p>
<p>Lead CB Wedge Right</p>  <p>BB kicks out backside on LEAD.</p>	<p>Lead QB Wedge Right</p>  <p>BB Leads.</p>
<p>BB Counter Left</p>  <p>If BB or QB gets the ball CB runs Corner.</p>	<p>Lead CB Counter Left</p> 

Bear Formation Play Sheet

<p>Lead Counter Left</p>  <p>The diagram shows a line of seven offensive linemen (circles) and a quarterback (black circle) positioned behind them. Arrows indicate the linemen moving to the left. The quarterback is shown pivoting and moving to the right. A separate arrow points from the QB's starting position towards the right side of the field.</p>	 <p>The diagram shows a line of seven offensive linemen (circles) and a quarterback (white circle) positioned behind them. The linemen are arranged in a slightly curved line, and the QB is positioned in the center.</p>
<p>BB Counter Left Bootleg Pass Right</p>  <p>The diagram shows a line of seven offensive linemen (circles) and a quarterback (black circle) positioned behind them. Arrows indicate the linemen moving to the left. The quarterback is shown pivoting and moving to the right. A dashed arrow indicates the path of the ball being thrown to the right.</p> <ul style="list-style-type: none"> • Line takes three steps down the line and stops. • MB attacks the OS shoulder of the EMLOS and logs him. • QB as soon as he reverse pivots looks up field as he boots (gain depth to 6 yards) and if the CB is open to the OS throws the ball) if not he takes off up field and CB peel blocks. 	<p>Lead Wedge Pass Right (Fade, Seam, Throwback)</p>  <p>The diagram shows a line of seven offensive linemen (circles) and a quarterback (black circle) positioned behind them. Arrows indicate the linemen moving to the left. The quarterback is shown pivoting and moving to the right. Arrows from the QB point towards the right side of the field, indicating the direction of the pass.</p> <ul style="list-style-type: none"> • QB drops 3 steps – in head his rhythm is 1,2,3,throw. • Add the tag to whom you want to throw – the base is the FADE so if you don't add fade then throw to CB on fade.