

# How to Email Referees

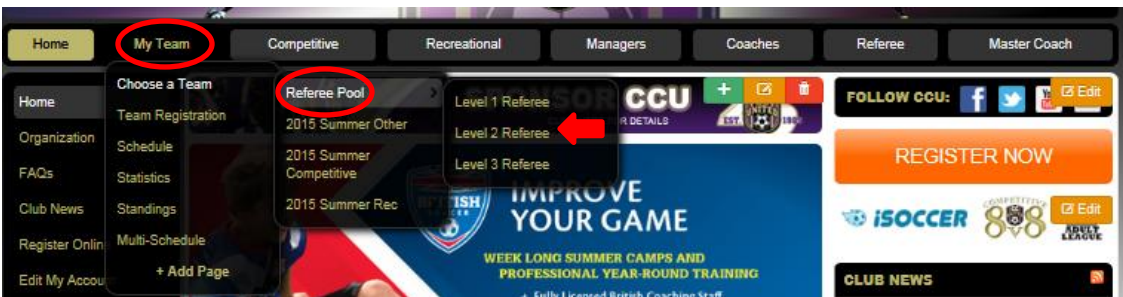
1. Go to [www.ccunitedsoccer.com](http://www.ccunitedsoccer.com) and click **Sign In**



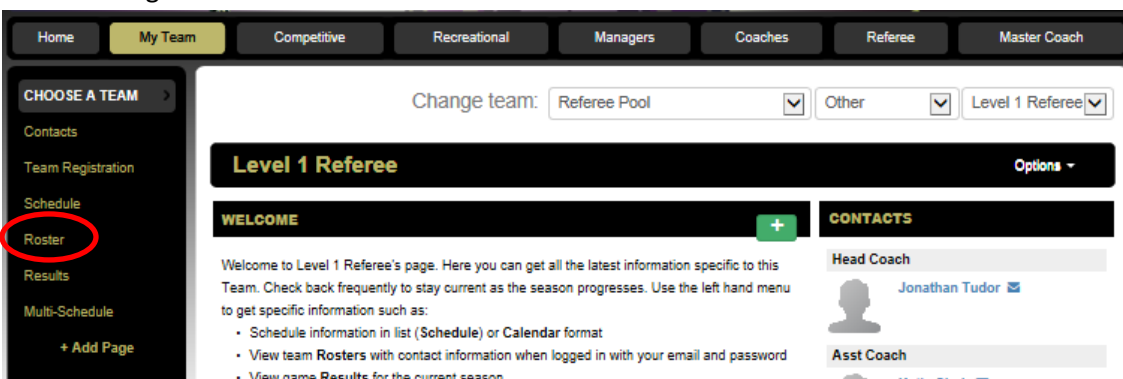
2. Enter your email address and password. If you don't know your password, enter your email address and click **Forgot Password** and a password will be emailed to your email address.



3. Choose **My Team**, **Referee Pool** and either **Level 1 Referee**, **Level 2 Referee** or **Level 3 Referee** from the drop down lists to view referee names and contact information.



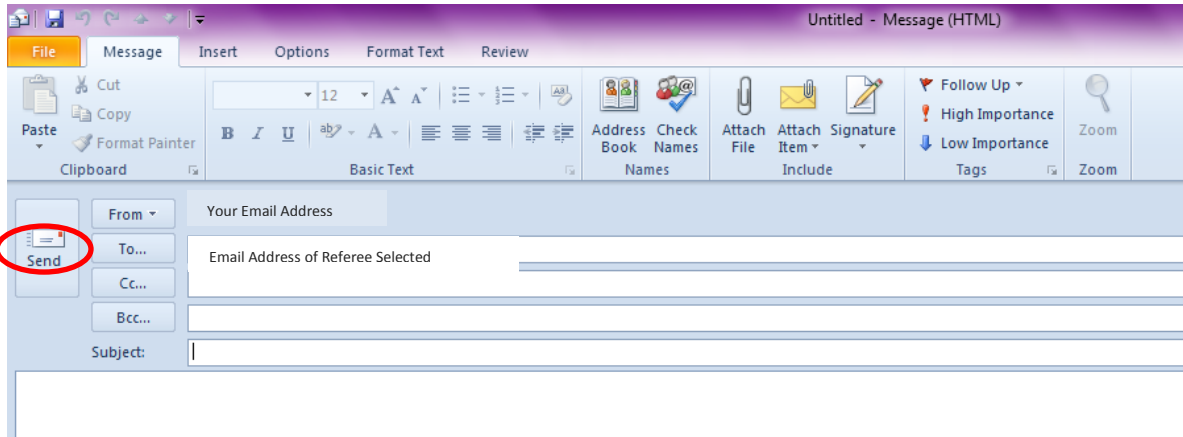
4. The team page will load providing Coach contact information. To view referee information, choose Roster from the left navigational bar.



5. Scroll down the page past Coach contact information to view referee names and contact information.

#	Name	Pos	DOB	Grd	Wght	Address	Contact
	Player Name Parent Name <a href="#">Edit</a>	Player	Date of Birth	10	13	Player Address	Home Phone Cell Phone Email address ←

6. To email a specific player click on the email address listed and an email will load in a separate window.



7. Draft your message and click **Send**.

8. Looking to find a replacement for a game you accepted? Just call the phone number listed!

#	Name	Pos	DOB	Grd	Wght	Address	Contact
	Player Name Parent Name <a href="#">Edit</a>	Player	Date of Birth	10	13	Player Address	Home Phone ← Cell Phone Email address