

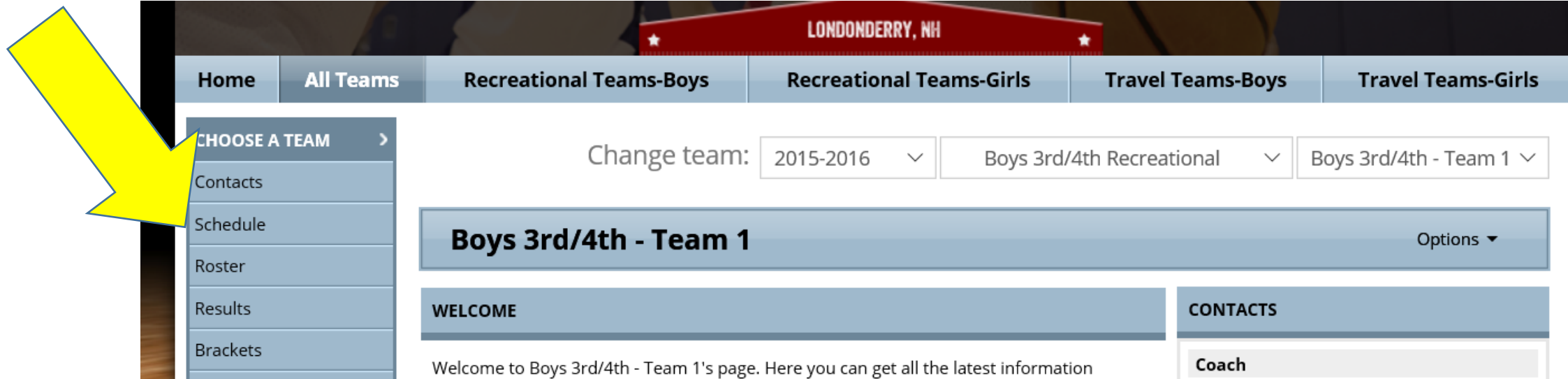
Directions for syncing your Smartphone calendar with your team's schedule on our website

- The following screen shots need to be followed from your phone's browser
- Ensure that you click on Home-Full Site (instead of using the mobile site to which your browser will likely default)

Step 1: Navigate to your team

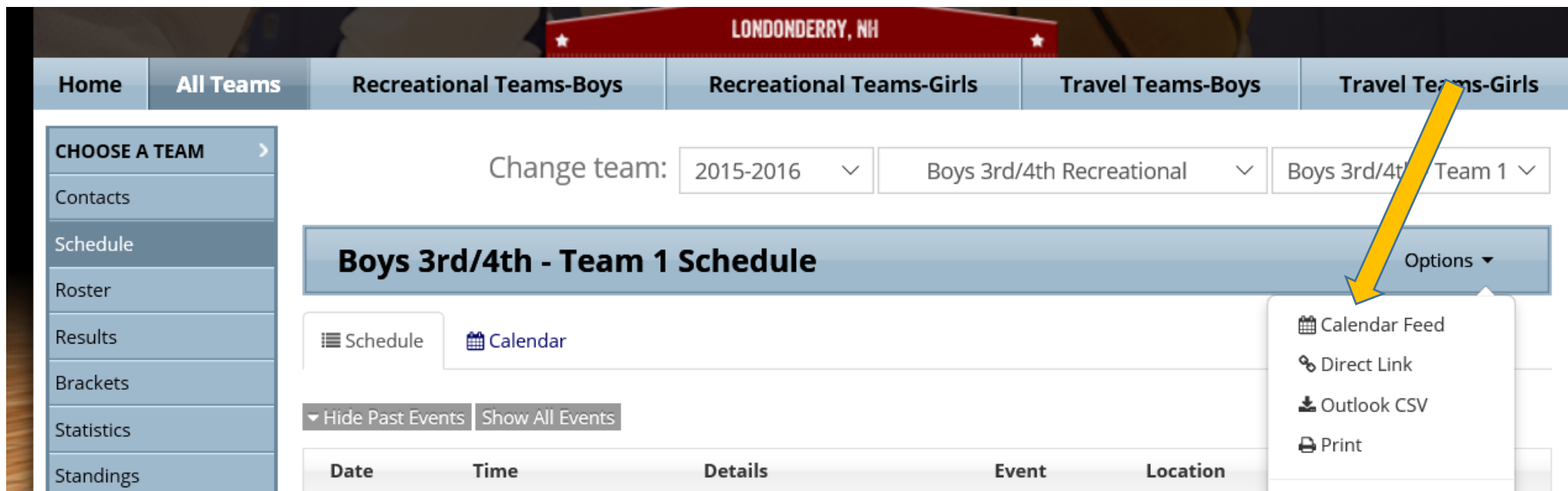
The screenshot shows the website's navigation menu for the Londonderry Basketball Club. The main navigation bar includes tabs for 'Home', 'All Teams', 'Recreational Teams-Boys', 'Recreational Teams-Girls', 'Travel Teams-Boys', and 'Travel Teams-Girls'. A yellow arrow points to the 'Travel Teams-Boys' tab. The 'All Teams' dropdown menu is open, showing options like 'Choose a Team', 'Schedule', 'Statistics', 'Standings', and 'Multi-Schedule'. The 'Recreational Teams-Boys' dropdown menu is also open, listing categories such as 'Recreational', 'Travel', 'Recreational-Boys', 'Recreational-Co-Ed (1st/2nd Gr)', and 'Recreational-Girls'. The 'Recreational-Boys' dropdown is further expanded to show 'Boys 3rd/4th Recreational', 'Boys 5th/6th Recreational', 'Boys 7th/8th Recreational', and 'Boys 9th-12th Recreational'. The 'Boys 3rd/4th Recreational' dropdown is expanded to show 'Boys 3rd/4th - Team 1' through 'Boys 3rd/4th - Team 6'. The background of the website shows a 'BOYS 9TH-12TH - TEAM 52' score and a 'BOYS 9TH-12TH - TEAM 36' score. The main content area features a section titled 'LBC MISSION' with the heading 'Our Mission' and a paragraph describing the club's purpose. A sidebar on the left contains links for 'Home', 'Master Schedule', 'Board Members', 'Documents', 'Feedback', 'LBC Mission', 'Donations', and 'Becoming a Referee'. A right sidebar displays a list of recent news items with RSS icons, including 'Champions 3/20/2016', 'Rec Select Winners 3/19/2016', 'LBC Thank you and feedback 3/13/2016', and '2016 LBC Rec Basketball Results 3/13/2016'.

Step 2: Click on schedule



The screenshot shows a website header for "LONDONDERRY, NH" with navigation tabs: Home, All Teams, Recreational Teams-Boys, Recreational Teams-Girls, Travel Teams-Boys, and Travel Teams-Girls. Below the tabs is a "CHOOSE A TEAM" dropdown menu with options: Contacts, Schedule, Roster, Results, and Brackets. A yellow arrow points to the "Schedule" option. To the right of the menu is a "Change team:" section with three dropdown menus: "2015-2016", "Boys 3rd/4th Recreational", and "Boys 3rd/4th - Team 1". Below this is a header for "Boys 3rd/4th - Team 1" with an "Options" dropdown. The main content area is split into two columns: "WELCOME" and "CONTACTS". The "WELCOME" column contains the text: "Welcome to Boys 3rd/4th - Team 1's page. Here you can get all the latest information". The "CONTACTS" column contains a "Coach" link.

Step 3: Click on Options and Calendar Feed



The screenshot shows a web interface for a sports organization. At the top, there is a navigation bar with tabs for 'Home', 'All Teams', 'Recreational Teams-Boys', 'Recreational Teams-Girls', 'Travel Teams-Boys', and 'Travel Teams-Girls'. Below this, a 'CHANGE A TEAM' section allows users to select a year (2015-2016), a team type (Boys 3rd/4th Recreational), and a specific team (Boys 3rd/4th Team 1). The main content area is titled 'Boys 3rd/4th - Team 1 Schedule'. It features a 'Schedule' tab and a 'Calendar' tab. Below the tabs are buttons for 'Hide Past Events' and 'Show All Events'. A table with columns 'Date', 'Time', 'Details', 'Event', and 'Location' is partially visible. A yellow arrow points to an 'Options' dropdown menu, which is open and displays the following options: 'Calendar Feed', 'Direct Link', 'Outlook CSV', and 'Print'.

Home All Teams Recreational Teams-Boys Recreational Teams-Girls Travel Teams-Boys Travel Teams-Girls

CHANGE A TEAM >

Change team: 2015-2016 Boys 3rd/4th Recreational Boys 3rd/4th Team 1

Boys 3rd/4th - Team 1 Schedule Options

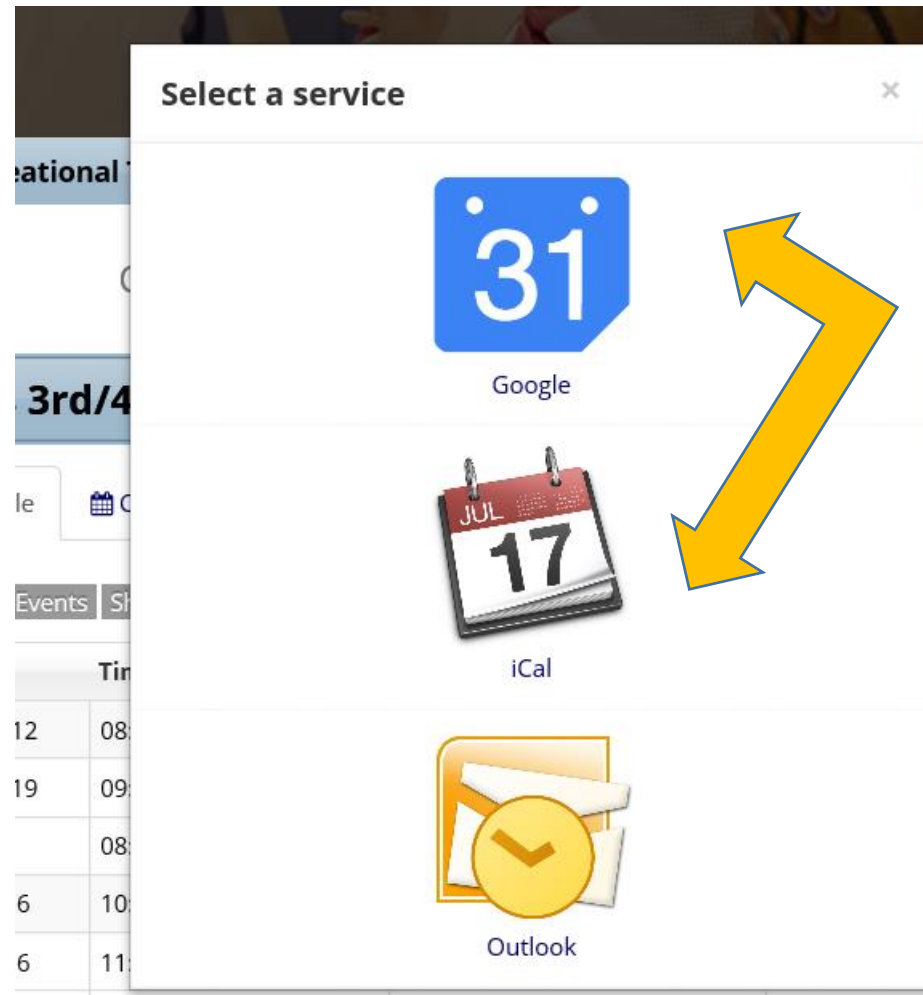
Schedule Calendar

Hide Past Events Show All Events

Date	Time	Details	Event	Location
------	------	---------	-------	----------

- Calendar Feed
- Direct Link
- Outlook CSV
- Print

Step 4: Click Google for Android or iCal for Apple devices



ANDROID:

It may ask you to log into your Google account and then click on YES


NOTE: Android calendars often need to be refreshed and don't update real-time like Apple devices

Do you want to add this calendar? ✕

Would you like to add calendar: <webcal://leagueathletics.com/feeds/ical/?teams=341778&siteId=21554&nocache=456?>

Yes, add this calendar

No, do not add this calendar



Apple devices: Click on Subscribe and you're done!

NOTE: Apple devices will update real-time whenever our website is updated

